

GENERAL USE — STANDARDIZED PARTS

GROUP



FROM PAGE 481 THRU 502

INDEX OF GENERAL USE—STANDARDIZED PARTS SUB-GROUPS






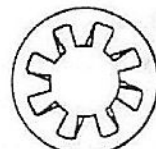
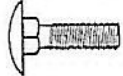






NO. SUB GROUP	PARTS IN SUB GROUP	PAGE
2301	Hydraulic Brake Fluid.....	482
2304	Nuts, Bolts, Screws, Washers and Rivets (other than special).....	482-483-484-485-486
2305	Cotter Pins, Woodruff Keys, Packing, Shear Pins and Clevis Pins.....	486
2306	Tools and Service Equipment.....	487-488-489
	Tools adaptable to Models T214-T223.....	490-491
2308	Lamp Bulbs—Sealed Beam Units—Fuses.....	492
	Reflector and Attaching Parts.....	493
2309	Battery Assembly.....	494
2310	Tarpaulin and Attaching Parts.....	495-496
2311	Grease Fittings.....	497
2312	Upholstery Material.....	497
2313	Cable and Wires.....	498-499
2314	Spark Plug Parts.....	499
2315	Miscellaneous Parts and Accessories.....	500-501
2317	Brake Shoe and Hand Brake Lining and Rivets.....	502

GENERAL USE - STANDARDIZED PARTS - GROUP 23

HYDRAULIC BRAKE FLUID—SUB-GROUP 2301

648522	1 Pint Can	All Models—All Hydraulic Brakes
615253	1 Quart Can	
615254	1 Gallon Can	
615255	5 Gallon Can	











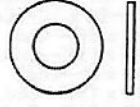
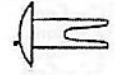

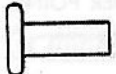
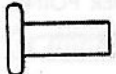
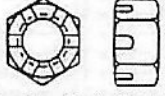
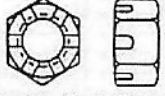
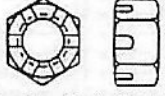

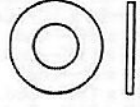
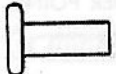
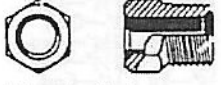


NUTS, BOLTS, SCREWS, WASHERS AND RIVETS (OTHER THAN SPECIAL)—SUB-GROUP 2304

Part No.	Size	Part No.	Size	Part No.	Size
BOLT—ROUND HEAD CARRIAGE (LESS NUT) 		LOCKWASHER—INTERNAL AND EXTERNAL TOOTH 		NUT—ANCHOR (TYPE E) 	
126315	1/4" - 20 x 1" - Cad.	178349	No. 6 - Cad.	174986	3/16" - 18 - Cad.
126325	1/4" - 20 x 1 1/4" - Cad.	178364	No. 8 - Cad.	177995	3/16" - 18 - Cad.
126335	1/4" - 20 x 1 1/2" - Cad.	178378	No. 10 - Cad.	148232	3/16" - 24 - Plain
126339	1/4" - 20 x 1 3/4" - Cad.	178397	No. 12 - Cad.	190532	3/16" - 24 - Cad.
126344	1/4" - 20 x 2" - Cad.	174916	1/4" - Cad.	179247	3/8" - 24 - Cad.
126619	1/4" - 20 x 3" - Cad.	178532	3/16" - Cad. - Small	148238	3/8" - 24 - Plain
126353	3/16" - 18 x 1 1/8" - Cad.	178542	3/16" - Cad. - Large	148246	3/8" - 24 - Plain
126358	3/16" - 18 x 1" - Cad.	178551	3/8" - Cad.	NUT—BLIND (HIGH CROWN)	
126373	3/16" - 18 x 1 1/4" - Cad.	178566	3/8" - Cad.		
126380	3/16" - 18 x 2" - Cad.	178555	3/8" - Park.	131775	No. 10-32 - Chrome
126662	3/16" - 18 x 3" - Cad.	178571	3/16" - Cad.	131593	3/4" - 20 - Chrome
126673	3/16" - 18 x 3 1/2" - Park.	178591	3/16" - Cad. - Small	131657	1/2" - 28 - Cad.
109392	3/16" - 18 x 1 1/2" - Cad.	178646	3/16" - Cad. - Large	131674	3/16" - 24 - Chrome
126416	3/8" - 16 x 1 1/4" - Cad.	178596	1/2" - Cad. - Medium	NUT—BLIND (LOW CROWN)	
126442	3/16" - 14 x 1 1/4" - Cad.	178632	5/8" - Cad.		
126817	1/2" - 13 x 4 1/2" - Cad.	178612	3/16" - Cad.	131420	1/4" - 20 - Cad. or Zinc
BOLT—SQUARE HEAD MACHINE		LOCKWASHER—INTERNAL SHAKEPROOF 		131516	1/4" - 24 - Chrome
191672	3/16" - 18 x 2" - Park.			131501	5/16" - 24 - Cad. or Zinc
BOLT—STEP 				131407	3/16" - 14 - Plain
128336	No. 10 - 24 x 1" - Park.			NUT—CHECK	
128685	3/16" - 18 x 3 1/2" - Cad.				
LOCKWASHER—EXTERNAL SHAKEPROOF 		138530	No. 8 - Cad.	120613	1/4" - 20 - Cad.
		118975	1/4" - Plain	124824	5/16" - 18 - Cad.
		135629	1/4" - Cad.	124920	3/16" - 24 - Cad.
		138561	3/4" - Cad.	124829	3/8" - 16 - Cad.
		LOCKWASHER—STANDARD 		124925	3/8" - 24 - Cad.
138468	No. 4 - Cad.			124834	7/16" - 14 - Cad.
138473	No. 6 - Cad.			126022	1/16" - 20 - Cad.
121752	No. 8 - Cad.			124929	1/16" - 20 - Cad.
138479	No. 10 - Cad.			124934	1/2" - 20 - Cad.
125751	No. 12 - Cad.			124847	5/8" - 11 - Cad.
121753	No. 14 - 1/4" - Cad.			124944	3/8" - 18 - Cad.
138485	3/16" - Cad.			124954	7/16" - 14 - Cad.
138489	3/8" - Cad.			NUT—SELF LOCKING	
136857	3/16" - Cad.				
138502	3/8" - Cad.			126016	1/2" - 20 - Cad.
138498	3/16" - Cad.			NUT—FLARED TUBE	
138506	3/4" - Cad.				
LOCKWASHER—EXTERNAL TOOTH COUNTERSUNK 		131043	No. 4 - Cad. (Medium)		
		131044	No. 6 - Cad. (Medium)		
		131182	No. 8 - Cad. (Light)		
		121841	No. 8 - Cad. (Medium)		
		120217	No. 10 - Cad. (Medium)		
		121744	No. 12 - Cad. (Medium)		
		131098	1/4" - Heavy - Cad.		
		120380	3/4" - Cad. (Medium)		
		120631	3/4" - Cad. (Medium)		
		120214	5/16" - Cad. (Medium)		
		120382	3/8" - Cad. (Medium)		
		120383	7/16" - Cad. (Medium)		
		120384	1/2" - Cad. (Medium)		
		121574	3/8" - Cad. (Medium)		
		120898	3/16" - Cad. (Medium)		
		131205	5/8" - Cad. (Light)		
		131045	1/16" - Cad. (Medium)		
		131046	3/4" - Cad. (Medium)		
		131143	3/8" - Cad. (Heavy)		
138597	No. 10 - Cad.			118537	1/4" - 20 x 1 1/16" - Brass
138604	No. 4 - Cad.				
134512	5/16" - Cad.				

SPECIFICATIONS AND/OR APPLICATIONS SUBJECT TO CHANGE WITHOUT NOTICE





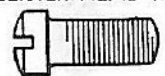
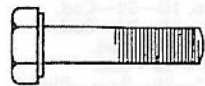

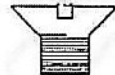




GENERAL USE - STANDARDIZED PARTS - GROUP 23

NUTS, BOLTS, SCREWS, WASHERS AND RIVETS (OTHER THAN SPECIAL) SUB-GROUP 2304-(CONTINUED)

Part No.	Size	Part No.	Size	Part No.	Size
NUT—HEXAGON 		NUT—STAMPED (TYPE B) 		RIVET—COUNTERSUNK FLAT HEAD TUBULAR 	
134524	No. 4—40—Cad.	107823	$\frac{3}{8}$ "—24—Plain	136257	$\frac{3}{16}$ " x $\frac{1}{4}$ "—Steel—Plain
134530	No. 6—32—Cad.	NUT—TEE (THREE HOLE THREE PRONG BASE) 		114518	$\frac{3}{16}$ " x $\frac{13}{32}$ "—Brass—Plain
120622	No. 8—32—Cad.	143724	$\frac{3}{16}$ "—18—Cad.	121573	$\frac{9}{64}$ " x $\frac{3}{32}$ "—Brass—Plain
120361	No. 10—24—Cad.	143736	$\frac{3}{8}$ "—16—Cad.	RIVET—COUNTERSUNK HEAD 	
112432	No. 10—32—Brass	NUT—TEE (TWO BOSS TYPE B) 		104152	$\frac{3}{16}$ " x $\frac{5}{8}$ "—Steel—Plain—Annealed
120614	No. 10—32—Cad.	143654	$\frac{3}{16}$ "—24—Plain	104168	$\frac{1}{4}$ " x $\frac{7}{8}$ "—Steel—Plain—Annealed
121743	No. 12—24—Cad.	NUT—TRI-SLOT 		110668	$\frac{3}{8}$ " x $2\frac{1}{4}$ "—Steel—Plain—Annealed
134551	$\frac{1}{4}$ "—20—Cad.	128012	$\frac{3}{8}$ "—24—Cad.	RIVET—FLAT COUNTERSUNK HEAD SPLIT 	
120375	$\frac{1}{4}$ "—20—Cad.	128014	$\frac{7}{16}$ "—20—Cad.	136731	$\frac{9}{64}$ " x $\frac{1}{2}$ "—Steel
114545	$\frac{1}{4}$ "—28—Brass—Plain	128027	$\frac{5}{8}$ "—18—Cad.	136741	$\frac{9}{64}$ " x $\frac{3}{4}$ "—Steel—Black
120367	$\frac{1}{4}$ "—28—Cad.	128178	$\frac{9}{16}$ "—18—Cad.	RIVET—FLAT HEAD 	
134556	$\frac{3}{16}$ "—18—Cad.	NUT—WING (TYPE A) 		104235	$\frac{3}{16}$ " x $\frac{1}{2}$ "—Steel—Plain
120376	$\frac{3}{16}$ "—18—Cad.	110330	No. 10—32—Cad.	104266	$\frac{3}{16}$ " x $\frac{7}{8}$ "—Steel—Plain—Annealed
120368	$\frac{3}{16}$ "—24—Cad.	142745	$\frac{3}{16}$ "—18—Cad.	104269	$\frac{3}{16}$ " x $1\frac{1}{4}$ "—Steel—Plain—Annealed
116020	$\frac{3}{16}$ "—16—Nickel	PLAIN WASHER 		104282	$\frac{3}{8}$ " x $1\frac{1}{8}$ "—Steel—Plain—Annealed
120377	$\frac{3}{16}$ "—16—Cad.	131014	No. 6—Cad.—Small	RIVET—OVAL HEAD SPLIT 	
134566	$\frac{3}{16}$ "—16—Cad.	131015	No. 8—Cad.—Small	104442	$\frac{1}{8}$ " x $\frac{3}{8}$ "—Steel—Black
115287	$\frac{3}{8}$ "—24—Plain (Thick)	120391	No. 10—Cad.—Small	113194	$\frac{9}{64}$ " x $\frac{1}{16}$ "—Brass—Plain
125913	$\frac{3}{8}$ "—24—Cad. (Thick)	120392	$\frac{1}{4}$ "—Cad.—Small	148061	$\frac{9}{64}$ " x $\frac{3}{4}$ "—Steel—Cad.
114547	$\frac{3}{8}$ "—24—Brass—Plain	120387	$\frac{3}{16}$ "—Cad.—Large	RIVET—OVAL HEAD TUBULAR 	
120369	$\frac{3}{8}$ "—24—Cad.	120394	$\frac{3}{8}$ "—Cad.—Small	135761	$\frac{1}{8}$ " x $\frac{3}{16}$ "—Steel—Plain
125653	$\frac{3}{8}$ "—20—Cad. (Thick)	120395	$\frac{7}{16}$ "—Cad.—Small	121646	$\frac{3}{16}$ " x $\frac{3}{4}$ "—Steel—Cad.
120371	$\frac{1}{2}$ "—20—Cad.	120396	$\frac{1}{2}$ "—Cad.—Large	122863	$\frac{3}{16}$ " x $\frac{5}{16}$ "—Steel—Cad.
124573	$\frac{7}{16}$ "—14—Cad.	131016	$\frac{9}{16}$ "—Cad.—Small	136028	$\frac{3}{4}$ " x $\frac{3}{16}$ "
120365	$\frac{7}{16}$ "—14—Cad.	121458	$\frac{9}{16}$ "—Cad.—Small	118140	$\frac{9}{64}$ " x $\frac{1}{4}$ "—Steel—Nickel
120370	$\frac{7}{16}$ "—20—Cad.	131017	$\frac{3}{4}$ "—Cad.—Small	RIVET—FLAT HEAD TUBULAR 	
121358	$\frac{9}{16}$ "—18—Cad.	RIVET—FLAT HEAD TUBULAR 		142382	$\frac{9}{16}$ " x $\frac{1}{16}$ "—Steel—Black
124634	$\frac{9}{16}$ "—18—Cad.	NUT—HEXAGON SLOTTED 			
124645	$\frac{3}{4}$ "—16—Cad.	NUT—HEXAGON SLOTTED 			
NUT—HEXAGON SLOTTED 		NUT—WING (TYPE A) 			
125348	$\frac{3}{8}$ "—24—Cad. (Thick)	PLAIN WASHER 			
125233	$\frac{3}{8}$ "—24—Cad. (Thin)	RIVET—FLAT HEAD TUBULAR 			
125357	$\frac{7}{16}$ "—20—Cad. (Thick)				
125250	$\frac{1}{2}$ "—20—Cad. (Thin)				
125158	$\frac{5}{8}$ "—11—Cad.				
125267	$\frac{5}{8}$ "—18—Cad. (Thin)				
125285	$\frac{5}{8}$ "—14—Cad.				
NUT—INVERTED FLARED TUBE 					
137396	$\frac{3}{16}$ "—24—Cad.				
137397	$\frac{1}{4}$ "—24—Cad.				
137398	$\frac{3}{16}$ "—20—Cad.				
137400	$\frac{7}{16}$ "—18—Cad.				
137401	$\frac{1}{2}$ "—18—Cad.				
NUT—SLEEVE 					
114630	$\frac{3}{16}$ "—24—Brass				
NUT—SQUARE (COMMON) 					
134532	No. 6—32—Cad.				
134536	No. 8—32—Cad.				
120611	No. 10—32—Cad.				
131395	$\frac{1}{4}$ "—20—Cad.				
120399	$\frac{5}{16}$ "—18—Cad.				
134572	$\frac{3}{8}$ "—16—Cad.				


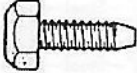


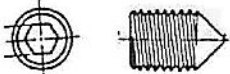









GENERAL USE — STANDARDIZED PARTS — GROUP 23

NUTS, BOLTS, SCREWS, WASHERS AND RIVETS (OTHER THAN SPECIAL) SUB-GROUP 2304—(CONTINUED)







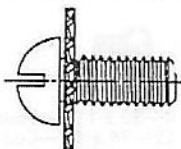







Part No.	Size	Part No.	Size	Part No.	Size
RIVET—ROUND HEAD		SCREW—CUP POINT HEADLESS SET		SCREW—FLAT SLOTTED HEAD HEADER POINT	
					
110791	$\frac{5}{16}$ " x $\frac{7}{16}$ "—Steel—Plain—Annealed	127555	No. 8—32 x $\frac{3}{16}$ "—Plain	149539	No. 10—32 x $\frac{7}{16}$ "—Cad.
110800	$\frac{5}{16}$ " x $\frac{1}{2}$ "—Steel—Plain—Annealed	113252	No. 8—32 x $\frac{3}{8}$ "—Park.		
104051	$\frac{3}{16}$ " x $\frac{1}{4}$ "—Steel—Plain—Annealed	102694	No. 10—24 x $\frac{1}{4}$ "—Steel		
104068	$\frac{3}{16}$ " x $\frac{3}{8}$ "—Steel—Plain—Annealed	126135	No. 10—32 x $\frac{3}{8}$ "—Steel—Cad.		
104071	$\frac{3}{16}$ " x 1"—Steel—Plain—Annealed				
105098	$\frac{3}{16}$ " x $2\frac{1}{4}$ "—Steel—Plain—Annealed				
104085	$\frac{3}{16}$ " x 1"—Steel—Plain—Annealed				
108682	$\frac{3}{16}$ " x $1\frac{7}{8}$ "—Steel—Plain—Annealed				
103487	$\frac{3}{16}$ " x $1\frac{3}{16}$ "—Steel—Plain—Annealed				
104102	$\frac{3}{16}$ " x $1\frac{3}{8}$ "—Steel—Plain—Annealed				
104113	$\frac{3}{16}$ " x 1"—Steel—Plain—Annealed				
104114	$\frac{3}{16}$ " x $1\frac{1}{8}$ "—Steel—Plain—Annealed				
104119	$\frac{3}{16}$ " x $1\frac{3}{4}$ "—Steel				
108684	$\frac{3}{16}$ " x $1\frac{7}{8}$ "—Steel—Plain—Annealed				
110437	$\frac{3}{16}$ " x $1\frac{1}{2}$ "—Steel—Plain—Annealed				
104131	$\frac{1}{4}$ " x $1\frac{1}{8}$ "—Steel—Plain				
108685	$\frac{1}{4}$ " x $1\frac{7}{8}$ "—Steel—Plain				
RIVET—TINNED		SCREW—FILLISTER HEAD MACHINE		SCREW—HEXAGON HEAD CAP	
					
104489	$1\frac{1}{4}$ " Length—2 lb. Size—Steel—Tinned—Annealed	131899	No. 6—32 x $\frac{1}{2}$ "—Cad.	120706	$\frac{1}{4}$ "—20 x $\frac{1}{2}$ "—Cad.
140139	$1\frac{1}{2}$ " Length—10 lb. Size—Steel—Tinned—Annealed	119010	No. 6—32 x $\frac{3}{8}$ "—N. P.	120854	$\frac{3}{4}$ "—20 x $\frac{3}{8}$ "—Cad.
		131953	No. 8—32 x $\frac{3}{16}$ "—Zinc	121879	$\frac{1}{2}$ "—20 x $1\frac{1}{16}$ "—Cad.
		131958	No. 8—32 x $\frac{3}{16}$ "—Cad.	121900	$\frac{1}{4}$ "—20 x 1"—Cad.
		117820	No. 8—32 x $\frac{3}{8}$ "—Park.	124169	$\frac{1}{4}$ "—20 x 2"—Cad.
		131974	No. 8—32 x $\frac{5}{8}$ "—Cad.	123316	$\frac{1}{4}$ "—28 x $\frac{1}{2}$ "—Cad.
		131981	No. 8—32 x $\frac{3}{4}$ "—Park.	123461	$\frac{1}{4}$ "—28 x 1"—Cad.
		132105	No. 10—32 x $\frac{1}{2}$ "—Cad.	123737	$\frac{1}{4}$ "—28 x $1\frac{1}{4}$ "—Cad.
		132128	No. 10—32 x $\frac{3}{4}$ "—Cad.	121558	$\frac{3}{16}$ "—18 x $\frac{7}{16}$ "—Cad.
		132146	No. 10—32 x $1\frac{1}{2}$ "—Park.	120228	$\frac{3}{16}$ "—18 x $\frac{5}{8}$ "—Cad.
		132198	No. 12—24 x $\frac{3}{4}$ "—Cad.	122007	$\frac{3}{16}$ "—18 x $\frac{3}{4}$ "—Cad.
		132208	No. 12—24 x 1"—Cad.	122017	$\frac{3}{16}$ "—18 x 1"—Cad.
		132262	$\frac{1}{4}$ "—20 x $\frac{5}{8}$ "—Park.	122027	$\frac{3}{16}$ "—18 x $1\frac{1}{4}$ "—Cad.
		132259	$\frac{1}{4}$ "—20 x $\frac{5}{8}$ "—Cad.	122040	$\frac{3}{16}$ "—18 x $1\frac{1}{2}$ "—Cad.
		132268	$\frac{1}{4}$ "—20 x $\frac{7}{8}$ "—Cad.	122065	$\frac{3}{16}$ "—18 x 2"—Cad.
		106692	$\frac{1}{4}$ "—20 x $1\frac{1}{8}$ "—Cad.	122077	$\frac{3}{16}$ "—18 x $2\frac{1}{2}$ "—Cad.
		121328	$\frac{1}{4}$ "—20 x 2"—Cad.	122089	$\frac{3}{16}$ "—18 x 3"—Cad.
		188079	$\frac{1}{4}$ "—28 x $\frac{3}{4}$ "—Park.	173063	$\frac{3}{16}$ "—18 x $3\frac{1}{2}$ "—Cad.
		188077	$\frac{1}{4}$ "—28 x $\frac{3}{4}$ "—Park.	100130	$\frac{3}{16}$ "—18 x 4"—Plain
		132325	$\frac{1}{4}$ "—18 x $\frac{3}{4}$ "—Cad.	123473	$\frac{3}{16}$ "—24 x $\frac{5}{8}$ "—Cad.
		149515	$\frac{3}{16}$ "—24 x $\frac{5}{8}$ "—Cad.	120741	$\frac{3}{16}$ "—24 x $\frac{3}{4}$ "—Cad.
		132398	$\frac{3}{8}$ "—16 x $\frac{7}{8}$ "—Park.	121661	$\frac{3}{16}$ "—24 x 1"—Cad.
				123499	$\frac{3}{16}$ "—24 x $1\frac{1}{8}$ "—Cad.
RIVET—WAGON BOX HEAD		SCREW—FLAT HEAD MACHINE		SCREW—FLAT HEAD SHEET METAL (TYPE A)	
					
135332	$\frac{1}{4}$ " x $1\frac{1}{16}$ "—Steel—Plain—Annealed	133440	No. 6—32 x $\frac{1}{4}$ "—Cad.	120678	$\frac{3}{8}$ "—24 x 2"—Cad.
106913	$\frac{3}{16}$ " x $\frac{7}{8}$ "—Steel—Plain—Annealed	133482	No. 8—32 x $\frac{3}{8}$ "—Cad.	124128	$\frac{3}{8}$ "—24 x 3"—Cad.
		133499	No. 8—32 x $\frac{1}{2}$ "—Cad.	126167	$\frac{3}{8}$ "—24 x 4"—Cad.
		123854	No. 10—24 x $\frac{1}{4}$ "—Cad.	173047	$\frac{3}{8}$ "—24 x 6"—Cad.
		133634	No. 10—32 x $\frac{1}{2}$ "—Cad.	121859	$\frac{7}{16}$ "—14 x $\frac{1}{2}$ "—Cad.
		149539	No. 10—32 x $\frac{3}{16}$ "—Cad.	122239	$\frac{7}{16}$ "—14 x $\frac{3}{4}$ "—Cad.
		133645	No. 10—32 x 1"—Cad.	122253	$\frac{7}{16}$ "—14 x 1"—Cad.
		133708	No. 12—24 x $\frac{1}{4}$ "—Cad.	122267	$\frac{7}{16}$ "—14 x $1\frac{1}{4}$ "—Cad.
		120585	$\frac{1}{4}$ "—20 x $\frac{3}{8}$ "—Cad.	122273	$\frac{7}{16}$ "—14 x $1\frac{3}{8}$ "—Cad.
		116288	$\frac{1}{4}$ "—20 x $1\frac{1}{8}$ "—Cad.	122293	$\frac{7}{16}$ "—14 x $1\frac{3}{4}$ "—Cad.
		133837	$\frac{5}{16}$ "—18 x 1"—Cad.	142280	$\frac{7}{16}$ "—14 x $6\frac{1}{8}$ "—Park.
		133851	$\frac{5}{16}$ "—18 x $1\frac{1}{4}$ "—Cad.	123547	$\frac{7}{16}$ "—20 x $1\frac{1}{16}$ "—Cad.
		133781	$\frac{5}{16}$ "—18 x $2\frac{1}{4}$ "—Cad.	123567	$\frac{7}{16}$ "—20 x 1"—Cad.
		133906	$\frac{3}{8}$ "—16 x $1\frac{1}{4}$ "—Cad.	123572	$\frac{7}{16}$ "—20 x $1\frac{1}{8}$ "—Cad.
SCREW—BINDING SLOTTED HEAD TAPPING		SCREW—OVAL SLOTTED HEAD HEADER POINT			
					
144791	No. 6 x $\frac{1}{4}$ "—Cad.	128263	No. 8—32 x 2"—Chrom.	191039	$\frac{5}{8}$ "—24 x $5\frac{3}{8}$ "—Cad.
142385	No. 6 x $\frac{3}{8}$ "—Chrom.	111663	No. 7 x $\frac{1}{2}$ "—Cad.		
145534	No. 6 x 1"—Stainless Steel	144640	No. 10 x $\frac{1}{2}$ "—Cad.		
125706	No. 8 x $\frac{1}{4}$ "—Cad.				
188076	No. 8 x $\frac{3}{8}$ "—Park.				
116410	No. 8 x $\frac{3}{4}$ "—Cad.				
145189	No. 10 x $\frac{3}{8}$ "—Cad.				
144811	No. 10 x $\frac{1}{2}$ "—Cad.				
142611	No. 10 x $\frac{5}{8}$ "—Cad.				
140363	No. 10 x $1\frac{1}{4}$ "—Plain				
118534	No. 10 x $\frac{3}{4}$ "—Plain				
128151	No. 10 x $\frac{3}{4}$ "—Cad.				
142686	No. 10 x 1"—Plain				
127976	No. 12 x $\frac{1}{2}$ "—Cad.				
145207	No. 12 x $\frac{3}{4}$ "—Cad.				
191691	$\frac{1}{4}$ "—20 x $\frac{3}{8}$ "—Cad.				
SCREW—BINDING—CROSS RECESS CONE POINT					
					
174988	$\frac{5}{16}$ "—18 x $\frac{3}{4}$ "				

GENERAL USE - STANDARDIZED PARTS - GROUP 23

NUTS, BOLTS, SCREWS, WASHERS AND RIVETS (OTHER THAN SPECIAL) SUB-GROUP 2304—(CONTINUED)

Part No.	Size	Part No.	Size	Part No.	Size
SCREW—HEXAGON HEAD CAP (CONT'D)		SCREW—OVAL HEAD MACHINE		SCREW—ROUND POINT HEADLESS SET	
120426	1/4" - 13 x 1 1/4" - Cad.			132908	No. 10 - 32 x 1 1/4" - Cad.
122433	1/2" - 13 x 1 1/2" - Cad.	106995	No. 6 - 32 x 1/4" - Nickelplated	132915	No. 10 - 32 x 3/4" - Cad.
120234	1/2" - 20 x 1 1/2" - Cad.	134167	No. 6 - 32 x 1/16" - Cad.	132930	No. 10 - 32 x 1 1/2" - Cad.
120424	1/2" - 20 x 1 1/4" - Cad.	134237	No. 8 - 32 x 7/8" - Parkerized	121742	No. 12 - 24 x 1 1/2" - Cad.
123605	1/2" - 20 x 1" - Cad.	134239	No. 8 - 32 x 1" - Cad.	132979	No. 12 - 24 x 3/8" - Cad.
124174	1/2" - 20 x 2 1/4" - Cad.	134289	No. 10 - 24 x 3/8" - Cad.	132992	No. 12 - 24 x 1 1/4" - Cad.
124180	1/2" - 20 x 2 1/4" - Cad.	134301	No. 10 - 24 x 1" - Cad.	131375	1/4" - 20 x 3/8" - Cad.
124392	1/2" - 20 x 4" - Cad.	145470	No. 10 - 32 x 3/4" - Nickel	120628	1/4" - 20 x 1/2" - Cad.
126038	1/2" - 20 x 5" - Cad.	189619	No. 10 - 32 x 3/4" - Parkerized	120583	1/4" - 20 x 5/8" - Cad.
124412	3/16" - 18 x 4" - Cad.	134422	1/4" - 20 x 3/4" - Cad.	148055	1/4" - 20 x 3/4" - Cad. - Cone Point
120895	3/16" - 12 x 1 1/4" - Cad.	187502	1/4" - 28 x 1/2" - Cad.	133043	1/4" - 20 x 3/4" - Cad.
120896	3/16" - 12 x 1 1/4" - Cad.	142850	3/16" - 18 x 1 3/4" - Cad.	133046	1/4" - 20 x 7/8" - Cad.
124230	3/16" - 18 x 3" - Cad.			133053	1/4" - 20 x 1 1/4" - Cad.
124398	3/16" - 18 x 3 1/4" - Cad.			126057	1/4" - 20 x 1 1/4" - Cad. - Cone Point
122731	5/8" - 11 x 1 5/8" - Cad. or Zinc			133056	1/4" - 20 x 1 1/8" - Cad.
122738	5/8" - 11 x 1 3/4" - Cad.			133073	1/4" - 20 x 2 1/4" - Cad.
123954	5/8" - 18 x 1 1/2" - Cad.			133094	5/16" - 18 x 3/4" - Cad.
123961	5/8" - 18 x 1 5/8" - Cad.			133106	5/16" - 18 x 1 1/4" - Cad.
124244	5/8" - 18 x 2" - Cad.			133129	5/16" - 18 x 2 1/2" - Cad.
124250	5/8" - 18 x 2 1/4" - Cad.				
124265	5/8" - 18 x 2 3/4" - Cad.				
124449	5/8" - 18 x 4 1/2" - Parkerized				
124306	3/4" - 16 x 3" - Cad.				
SCREW—HEXAGON HEAD HEADER POINT					
					
148596	5/8" - 18 x 3/4" - Cad.				
SCREW—HEXAGON HEAD TAPPING					
					
172378	No. 10 - 32 x 1 1/2" - Cad.				
172380	No. 10 - 32 x 5/8" - Cad.				
SCREW—HEXAGON HEAD WASHER FACE TAPPING					
					
187058	1/4" - 20 x 3/8" - Cad.				
SCREW—HEXAGON SOCKET SET SCREW CONE POINT					
					
139413	3/8" - 16 x 7/16" - Steel				
SCREW—OVAL HEAD CROSS RECESS					
					
156963	No. 10 - 24 x 1 1/4" - Cad.				
156966	No. 10 - 24 x 3/8" - Cad.				
157296	No. 12 - 24 x 3/4" - Cad.				
186471	1/4" - 20 x 1 1/4" - Cad.				
SCREW—OVAL HEAD TAPPING					
					
141903	No. 4 x 5/8" - Chrome				
142366	No. 6 x 1" - Chrome				
142407	No. 8 x 1 1/2" - Chrome				
128247	No. 8 x 3/4" - Cad.				
142282	No. 8 x 3/4" - Parkerized				
SCREW—ROUND HEAD CROSS RECESS					
					
155113	No. 10 - 24 x 1 1/2" - Cad.				
155213	No. 10 - 32 x 1" - Cad.				
155368	1/4" - 20 x 1 1/2" - Cad.				
155438	3/16" - 18 x 1 3/4" - Cad.				
SCREW—ROUND HEAD HARDEN METALLIC DRIVE					
					
178813	No. 2 x 3/16" - Brass Plate				
145371	No. 2 x 1/2" - Cad.				
145384	No. 7 x 1/2" - Cad.				
SCREW—ROUND HEAD MACHINE					
					
132656	No. 4 - 40 x 3/4" - Cad.				
132688	No. 6 - 32 x 1/4" - Cad.				
121839	No. 6 - 32 x 5/16" - Cad.				
107697	No. 6 - 32 x 3/8" - Nickelplated				
132696	No. 6 - 32 x 3/8" - Cad.				
129028	No. 6 - 32 x 5/8" - Cad.				
122159	No. 8 - 32 x 1/4" - Cad.				
121832	No. 8 - 32 x 3/8" - Cad.				
132764	No. 8 - 32 x 3/8" - Cad.				
132825	No. 10 - 24 x 3/16" - Cad.				
173140	No. 10 - 24 x 1/2" - Nickel				
120221	No. 10 - 24 x 1/2" - Cad.				
120910	No. 10 - 24 x 3/4" - Cad.				
121540	No. 10 - 32 x 3/8" - Cad.				
132900	No. 10 - 32 x 3/8" - Cad.				
132903	No. 10 - 32 x 1/16" - Cad.				
SCREW—ROUND SLOTTED HEAD HEADER POINT					
					
102391	5/16" - 18 x 7/8" - Plain				
102403	3/8" - 16 x 1" - Plain				
SCREW—ROUND SLOTTED HEAD TAPPING					
					
191251	No. 8 - 32 x 1 1/4" - Parkerized				
173306	No. 12 - 24 x 5/8" - Cad.				
144765	No. 14 x 1 1/8" - Cad.				
188192	1/4" - 28 x 3/8" - Cad.				
SCREW—ROUND SLOTTED HEAD TAPPING (TYPE A)					
					
125675	No. 6 x 1/4" - Cad.				
SCREW—ROUND SLOTTED HEAD TAPPING (TYPE B)					
					
145130	No. 12 x 1/2" - Cad.				

GENERAL USE - STANDARDIZED PARTS - GROUP 23

NUTS, BOLTS, SCREWS, WASHERS AND RIVETS (OTHER THAN SPECIAL)—SUB-GROUP 2304—(CONTINUED)		COTTER PINS, WOODRUFF KEYS, PACKING, SHEAR PINS AND CLEVIS PINS SUB-GROUP 2305			
Part No.	Size	Part No.	Size	Part No.	Size
<p>SCREW—SQUARE HEAD SET</p>  <p>102446 5/16" - 18 x 1 1/4" - Steel (Round Point) 102896 3/8" - 16 x 1" - Steel (Cup Point) 134581 3/8" - 16 x 1" - Steel (Round Point) 102458 3/8" - 16 x 1 1/4" - Steel (Round Point) 102459 3/8" - 16 x 1 3/4" - Steel (Round Point) 102883 5/16" - 18 x 3/4" - Steel (Cup Point)</p>		<p>PIN—CLEVIS</p>  <p>138083 1/4" x 3 1/4" - Cad. 121741 3/16" x 3 1/2" - Cad. 138084 3/8" x 1 3/4" - Cad. 138085 1/4" x 1 13/16" - Cad.</p>		<p>PIN—STRAIGHT (SQUARE END)</p>  <p>112019 1/8" x 1 3/8" - Steel—Plain 112040 5/16" x 2" - Steel—Plain 112093 5/16" x 1 3/8" - Steel—Plain</p>	
<p>SCREW AND INTERNAL LOCKWASHER</p>  <p>190558 3/16" - 18 x 1 1/2" - Cad. 190908 5/16" - 18 x 3/8" - Cad.</p>		<p>PIN—COTTER</p>  <p>112726 1/16" x 1 1/2" - Zinc 103363 1/16" x 1" - Plain 137159 3/16" x 5/8" - Cad. 121222 3/16" x 3/4" - Cad. 103373 3/16" x 3/4" - Plain 108636 3/16" x 1 1/4" - Plain 103380 3/16" x 2 1/4" - Plain 108630 1/8" x 1 3/8" - Plain 119209 1/8" x 1 3/8" - Plain 103390 3/16" x 2 1/4" - Plain 103394 3/16" x 1 1/2" - Plain 103396 3/16" x 1" - Plain 103399 3/16" x 1 1/4" - Plain 103403 3/16" x 2 3/4" - Plain 103407 3/16" x 1" - Plain 137254 3/16" x 1 3/4" - Parkerized 137298 1/32" x 3" - Cad. or Zinc</p>		<p>PIN—STRAIGHT (CHAMFERED)</p>  <p>103690 1/8" x 1 1/2" - Steel—Plain 117866 3/8" x 3/16" - Steel—Plain 110756 3/16" x 3/4" - Steel—Plain 103708 5/16" x 7/8" - Steel—Plain 110417 3/16" x 1 1/8" - Steel—Plain 103745 1/4" x 1 3/4" - Steel—Plain</p>	
<p>SCREW—INTERNAL & EXTERNAL TOOTH LOCKWASHER</p>  <p>190810 No. 10—32 x 1 1/2" Cad.</p>					
<p>WASHER—AIR GROMMET</p>  <p>117886 No. 1—Brass—Plain—Grommet 107333 No. 1—Brass—Nickel—Black Washer 117887 No. 4—Brass—Plain—Washer</p>		<p>PIN—GROOVE</p>  <p>142952 3/16" x 1 1/4" - Cad. 136301 3/16" x 1 1/8" - Zinc 188943 3/16" x 1 1/8" - Cad. 142508 3/16" x 1 1/4" - Cad. 186507 1/4" x 3/8" - Cad. 142520 1/4" x 1" - Cad. 144563 1/4" x 1 1/8" - Cad. or Zinc 142521 1/4" x 1 1/4" - Cad. 141210 1/4" x 2 1/4" - Plain 142533 3/16" x 1 1/4" - Cad.</p>		<p>PIN—TAPER</p>  <p>100360 No. 7 x 1 1/4" - Steel—Plain 103563 No. 0 x 3/4" - Steel—Plain</p>	
<p>WASHER—COUNTERSUNK</p>  <p>137526 No. 8—Steel—Cad. 140270 No. 8—Brass—Chrom.</p>				<p>KEY—WOODRUFF</p> 	
<p>WASHER—CURTAIN FASTENER</p>  <p>114858 7/32" - Nickel—Black 116267 13/16" - Nickel—Black 114748 1 1/16" - Nickel—Black</p>		<p>PIN—GROUND DOWEL</p>  <p>141173 1/32" x 3/16" - Plain 141211 1/4" x 2 1/8" - Plain 141229 5/16" x 1 3/4" - Plain 141245 3/8" x 1 3/8" - Plain</p>		<p>106749 1/8" x 1 1/2" 103905 1/8" x 5/8" 106750 5/16" x 5/8" 103906 5/16" x 3/4" 120051 5/16" x 7/8" 114813 5/16" x 7/8" 106751 3/16" x 3/4" 103907 3/16" x 7/8" 124551 1/4" x 7/8" 124553 1/4" x 1" 118000 1/4" - 2 1/8"</p>	

GENERAL USE — STANDARDIZED PARTS — GROUP 23

TOOLS AND SERVICE EQUIPMENT—SUB-GROUP 2306

PART NO.	DESCRIPTION	PART NO.	DESCRIPTION
	1940—T202 (ALL MODELS)		1941—T207 (LESS WINCH)
599089	Tool Kit Assembly	916181	Tool Kit Assembly
599241	Tool Kit Bag Assembly	599241	Tool Kit Bag Assembly
598626	Wrench No. 727	595995	Starting Crank Assembly
581196	Wheel Wrench Assembly	112093	Pin—Starting Crank
855037	Screw Driver		1941—T207 (RADIO BODY)
599232	Jack Assembly	916182	Tool Kit Assembly
599234	Jack Handle	916183	Tool Kit Bag Assembly
855033	Pliers	916184	Wrench—Spark Plug
600473	Hammer	916338	Wrench Handle—Spark Plug
668255	Starting Crank Assembly		1941—T207 (ALL MODELS)
112093	Starting Crank Pin	598626	Wrench—No. 727
564755	Tire Pump	916083	Wrench—Wheel Bearing Adjusting Nut
51554	Bleeder Hose	562500	Wrench Socket—Disc Wheel
51564	Bleeder Hose Gasket	525076	Wrench Socket Handle—Disc Wheel
111573	Grease Gun	562499	Wrench Assembly—Wheel
111301	Grease Gun Adapter	855037	Screw Driver
	1940—T203 (WITH WINCH)	599232	Jack Assembly
598308	Tool Kit Assembly	599234	Jack Handle
599241	Tool Kit Bag Assembly	855033	Pliers
598637	Starting Crank Assembly	600473	Hammer
112093	Pin—Starting Crank	51554	Bleeder Hose Assembly
	1940—T203 (LESS WINCH)	51564	Bleeder Hose Gasket
598305	Tool Kit Assembly	111573	Grease Gun
599241	Tool Kit Bag Assembly	111301	Grease Gun Adapter
598306	Starting Crank Assembly		1941—T211 (LESS WINCH)
112093	Pin—Starting Crank	919193	Tool Kit Assembly
	1940—T203 (ALL MODELS)	919195	Tool Kit Bag Assembly
598626	Wrench—No. 727	595995	Starting Crank Assembly
562500	Wrench Socket—Disc Wheel	112093	Pin—Starting Crank
525076	Wrench Socket Handle—Disc Wheel		1941—T211 (RADIO BODY)
562499	Wrench Assembly—Wheel	919194	Tool Kit Assembly
855037	Screw Driver	919196	Tool Kit Bag Assembly
598517	Jack Assembly	916184	Wrench—Spark Plug
599231	Jack Handle	916338	Wrench Handle—Spark Plug
855033	Pliers		1941—T211 (ALL MODELS)
600473	Hammer	919197	Tool Bag Only
564755	Tire Pump	598626	Wrench—No. 727
51554	Bleeder Hose Assembly	916083	Wrench—Wheel Bearing Adjusting Nut
51564	Bleeder Hose Gasket	562500	Wrench Socket—Disc Wheel
111573	Grease Gun	525076	Wrench Socket Handle—Disc Wheel
111301	Grease Gun Adapter	562499	Wrench Assembly—Wheel
	1941—T207 (WITH WINCH)	855037	Screw Driver
916180	Tool Kit Assembly	599232	Jack Assembly
916531	Tool Kit Bag Assembly	599234	Jack Handle
914224	Starting Crank Assembly	855033	Pliers
112093	Pin—Starting Crank	600473	Hammer
		51554	Bleeder Hose Assembly
		51564	Bleeder Hose Gasket
		111573	Grease Gun
		111301	Grease Gun Adapter

⚡ CURRENT NUMBER—FOR PREVIOUS NUMBER, SEE PARTS SUPERSEDECE LIST.

GENERAL USE — STANDARDIZED PARTS — GROUP 23

TOOLS AND SERVICE EQUIPMENT—SUB-GROUP 2306

PART NO.	DESCRIPTION	PART NO.	DESCRIPTION
1941—T215 (WITH WINCH)		1941—T118 (ALL MODELS)	
920276	Tool Kit Assembly	919195	Tool Kit Bag Assembly
920277	Tool Kit Bag Assembly	919197	Tool Bag Only
914224	Starting Crank Assembly	922053	Wrench—Wheel Bearing Adjusting Nut
112093	Pin—Starting Crank	562500	Wrench Socket—Disc Wheel
1941—T215 (LESS WINCH)		525076	Wrench Socket Handle—Disc Wheel
1941—T215 (RADIO BODY)		562499	Wrench Assembly—Wheel
919193	Tool Kit Assembly	12051	Wrench—Auto
919195	Tool Kit Bag Assembly	855037	Screw Driver
2595995	Starting Crank Assembly	598517	Jack Assembly
112093	Pin—Starting Crank	599231	Jack Handle
1941—T215 (ALL MODELS)		855033	Pliers
919194	Tool Kit Assembly	600473	Hammer
919196	Tool Kit Bag Assembly	572139	Starting Crank Assembly
916184	Wrench—Spark Plug	112093	Pin—Starting Crank
916338	Wrench Handle—Spark Plug	51554	Bleeder Hose Assembly
1941—T112 (ALL MODELS)		51564	Bleeder Hose Gasket
923467	Tool Kit Assembly	144497	Grease Gun
562500	Wrench Socket—Disc Wheel	111301	Grease Gun Adapter
525076	Wrench Socket Handle—Disc Wheel	1942—T214 GUN MOTOR CARRIAGE	
642571	Wrench Assembly—Wheel	926544	Tool Kit Assembly
12051	Wrench—Auto	Consists of:	
600472	Screw Driver	920277	Tool Kit Bag Assembly
689004	Jack Assembly	111573	Grease Gun
655045	Jack Handle	924607	Jack Assembly Complete
855033	Pliers	598306	Starting Crank Assembly
600473	Hammer	924639	Handle (Socket)
668255	Starting Crank Assembly	926466	Disc Wheel Wrench Socket
112093	Pin—Starting Crank	916083	Wheel Brg. Adj. Nut Wrench
673596	Tire Iron	111301	Grease Gun Adapter
51554	Bleeder Hose Assembly	928360	Tire Gauge Assembly
51564	Bleeder Hose Gasket	928389	Tire Pump Assembly
111573	Grease Gun	1942—T214 (WITH WINCH)	
111301	Grease Gun Adapter	921698	Tool Kit Assembly
1942—T214 (LESS WINCH)		Consists of:	
923467	Tool Kit Assembly	920277	Tool Kit Bag Assembly
562500	Wrench Socket—Disc Wheel	111573	Grease Gun
525076	Wrench Socket Handle—Disc Wheel	924607	Jack Assembly Comp.
642571	Wrench Assembly—Wheel	598306	Starting Crank Assembly
12051	Wrench—Auto	924579	Disc Wheel Wrench Socket
600472	Screw Driver	924639	Socket Handle
689004	Jack Assembly	916083	Wheel Bearing Adjusting Nut Wrench
655045	Jack Handle	928360	Tire Gauge Assembly
855033	Pliers	928389	Tire Pump Assembly
600473	Hammer	111301	Grease Gun Adapter
668255	Starting Crank Assembly	1942—T214 (LESS WINCH)	
112093	Pin—Starting Crank	921696	Tool Kit Assembly
673596	Tire Iron	Consists of:	
51554	Bleeder Hose Assembly	920277	Tool Bag Assembly
51564	Bleeder Hose Gasket	111573	Grease Gun
111573	Grease Gun	924607	Jack Assembly Complete
111301	Grease Gun Adapter	561973	Starting Crank Assembly
		924579	Disc Wheel Wrench Socket
		924639	Socket Handle
		916083	Wheel Bearing Adjusting Nut Wrench
		928360	Tire Gauge Assembly
		928389	Tire Pump Assembly
		111301	Grease Gun Adapter

GENERAL USE - STANDARDIZED PARTS - GROUP 23

TOOLS AND SERVICE EQUIPMENT - SUB-GROUP 2306

PART NO.	DESCRIPTION
1943-T223 (WITH WINCH)	
929002	Tool Kit Assembly
Consists of:	
920277	Tool Bag Assembly
111573	Grease Gun
928968	Jack Assembly Comp.
598306	Starting Crank Assembly
924579	Disc Wheel Wrench Socket
924639	Socket Handle
916083	Wheel Brg. Adj. Nut Wrench
111301	Grease Gun Adapter
928360	Tire Gauge Assembly
928389	Tire Pump Assembly
1943-T223 (LESS WINCH)	
929001	Tool Kit Assembly
Consists of:	
920277	Tool Bag Assembly
111573	Grease Gun
928968	Jack Assembly
561973	Starting Crank Assembly
924579	Disc Wheel Wrench Socket
924639	Socket Handle
916083	Wheel Brg. Adj. Nut Wrench
928360	Tire Gauge Assembly
928389	Tire Pump Assembly
111301	Grease Gun Adapter

GENERAL USE — STANDARDIZED PARTS — GROUP 23**TOOLS ADAPTABLE TO MODELS T214 AND T223—SUB-GROUP 2306**

MFG. NO.	FED. STOCK NO.	DESCRIPTION
ENGINE TOOLS		
C-265 C-536 DD-849 C-584	41-R-1400 41-R-2386 41-D-1547-350 41-R-2389-10	Reamer Set—Engine Valve Tappet Remover and Replacer—Engine Camshaft Bearings Drift—Valve Guide Removing and Installing Tool Remover and Replacer—Main Bearing Upper Insert
CLUTCH TOOLS		
DD-286	41-R-2391-40	Replacer—Clutch Shaft Pilot Bushing
FUEL SYSTEM TOOLS		
C161-141 C161-77 C161-130 C161-107 C161-105 C161-103 C161-121 C161-5 C161-15 C161-80 C161-85 C161-124 C161-128 C161-25	41-G-188 41-P-2908-200 41-R-2370-7 41-T-3173 41-T-3304 41-T-3333 41-W-1868 41-T-3081-60 41-E-555-15 41-W-3820 41-W-1496 41-T-3307-30 41-D-1537 41-W-715	Gauge—Carburetor Float Bending Puller—Carburetor Governor Flywheel Extractor—Carburetor Throttle Shaft Ball Race Scoop—Carburetor Throttle Shaft Ball Bearings Driver—Carburetor Throttle Shaft Ball Race Retainer—Carburetor Throttle Shaft Ball Race Wrench—Carburetor Power Jet Valve Extractor—Carburetor Pump Refill Check Valve Extractor—Carburetor Pump Check Valve Wrench—Carburetor Well Vent Wrench—Carburetor Fuel Valve Seat Installer—Carburetor Pump Check Valve Drift—Carburetor Metering Well Wrench—Carburetor Flywheel Nut
COOLING SYSTEM TOOLS		
C-660 C-384 C-528	41-A-334 41-R-2332 41-R-2405	Arbor—Water Pump Bushing Installing Refacer and Line Burnisher—Water Pump Housing and Bushings Replacer—Water Pump Shaft Seal
TRANSMISSION TOOLS		
C-603	41-P-2956-50	Puller—Transmission Reverse Idler Gear Shaft
TRANSFER CASE TOOLS		
DD-852 DD-853 DD-854 DD-841	41-A-338 41-S-3868-500 41-S-3776-40 41-D-1546-60	Arbor—Transfer Case Idler Shaft Bearing Spacer—Transfer Case Idler Shaft Bearing Sleeve—Transfer Case Drive Gear Bearing Drift—Transfer Case Bearing Cup Installing

GENERAL USE—STANDARDIZED PARTS—GROUP 23

TOOLS ADAPTABLE TO MODELS T214 AND T223—SUB-GROUP 2306

MFG. NO.	FED. STOCK NO.	DESCRIPTION
PROPELLER SHAFT TOOLS		
DD-851 DD-850	41-T-3271 41-W-1978-950	Tool—Universal Joint Bearing Removing Wrench—Propeller Shaft Companion Flange
FRONT AXLE TOOLS		
DD-859 DD-827 DD-843 DD-838 DD-847 DD-837 DD-858 DD-857 MTM-DD-856 DD-861 DD-860 DD-846	41-A-30-250 41-D-1535 41-D-1535-25 41-G-448 41-G-449 41-G-119-20 41-P-1527 41-P-1564-250 41-W-3724-100 41-W-3724-130 41-A-14-200	Adapter—Torque Wrench, Universal Drive Assembly Drift—Front Axle Housing Oil Seal Drift—Front Axle Shaft Inner Oil Seal and Bushing Installing Gauge—Front Axle Turning Radius Gauge—Front Axle Turning Radius Gauge—Front Axle End Play Plate—Axle Drive Pinion Bearing Puller Plate—Axle Drive Pinion Bearing Puller Plate—Axle Drive Pinion Bearing Puller Wrench—Differential Case Cap Wrench—Axle Drive Pinion Bearing Cup Nut Adapter—Differential Bearing Torque Wrench
REAR AXLE TOOLS		
DD-858 DD-857 MTM-DD-856 DD-861 DD-860 DD-846	41-P-1527 41-P-1564-250 41-W-3724-100 41-W-3724-130 41-A-14-200	Plate—Axle Drive Pinion Bearing Puller Plate—Axle Drive Pinion Bearing Puller Plate—Axle Drive Pinion Bearing Puller Wrench—Differential Case Cap Wrench—Axle Drive Pinion Bearing Cup Nut Adapter—Differential Bearing Torque Wrench
SPRING TOOLS		
DD-431	41-P-2951-70	Puller—Rear Spring Front Hanger Bolt
MISCELLANEOUS—GENERAL USE TOOLS		
C-661 F-300-1 DD-855 C-359	41-R-2378-150 41-W-3629-50 41-D-1535-50 41-R-2395-40	Remover—Oil Seal, All Units Wrench—Torque Indicating 0 to 300 in. lbs. Drift—Oil Seal Installing—Wheel Bearing, Axle Drive Pinion Shaft, Rear Spring Trunion Bearing Replacer—Oil Seal—Axle Drive Pinion Shaft, Transmission, Transfer Case, Propeller Shaft Pillow Block

GENERAL USE - STANDARDIZED PARTS - GROUP 23

LAMP BULBS—SEALED BEAM UNITS—SUB-GROUP 2308														
YEAR AND ENGINEERING SYMBOL	Instrument Lamp BULB		Dome Lamp BULB	Headlight Beam Indicator BULB		Tail Lamp BULB		Signal Lamp BULB		Volt-meter BULB	Head Lamp Main BULB		Head Lamp Auxiliary BULB	
	6 Volt	12 Volt		6 Volt	12 Volt	6 Volt	12 Volt	6 Volt	12 Volt		6 Volt	12 Volt	6 Volt	12 Volt
	3 Req'd	3 Req'd	1 Req'd	1 Req'd	1 Req'd	2 Req'd	2 Req'd	2 Req'd	2 Req'd	2 Req'd	2 Req'd	2 Req'd	2 Req'd	2 Req'd
1940—T202	115273	131282	☆	115273	131282	142449	173029	142449	173029	131282	576312	125984	125588	127934
1940—T203	115273	☆	☆	115273	☆	142449	☆	142449	☆	☆	576312	☆	125588	☆
1941—T207	115273	131282	142304	115273	131282	142303	142450	145416	188028	☆	☆	☆	☆	☆
1941—T211	115273	131282	142304	115273	131282	☆	☆	☆	☆	☆	☆	☆	☆	☆
1941—T215	125588	127934	142304	115273	131282	☆	☆	☆	☆	131282	1 Req'd* 178273 SEE NOTE 1	☆	☆	☆
1941—T112	115273	☆	142304	115273	☆	1 Req'd 142449	☆	142449	☆	☆	☆	☆	☆	☆
1941—T118	115273	☆	☆	115273	☆	1 Req'd 142449	☆	142449	☆	☆	☆	☆	☆	☆
1942—T214	115273	131282	142454	115273	131282	☆	☆	☆	☆	☆	☆	☆	☆	☆

NOTE 1

☆ Not Used

WC42 Radio Panel Only

YEAR AND ENGINEERING SYMBOL	Spot Light BULB	Blackout and Blackout Parking Lamp BULB		Sealed Beam Headlight UNIT		Sealed Beam Headlight Retain'g RING	Sealed Beam Headlight Retaining Ring		Tail and Signal Lamp—Upper UNIT Ass'y (Left Lamp)		Tail and Signal Lamp—Lower UNIT Ass'y (Right and Left) Lamp		Tail and Signal Lamp Stop Light UNIT Ass'y (Right Lamp)	
		6 Volt	12 Volt	6 Volt	12 Volt		Mount'g SCREW	Mount'g Screw LOCK-WASH'R	6 Volt	12 Volt	6 Volt	12 Volt	6 Volt	12 Volt
	1 Req'd	2 Req'd	2 Req'd	2 Req'd	2 Req'd	2 Req'd	8 Req'd	8 Req'd	1 Req'd	1 Req'd	2 Req'd	2 Req'd	1 Req'd	1 Req'd
1940—T202	☆	☆	☆	☆	☆	☆	☆	☆	☆	☆	☆	☆	☆	☆
1940—T203	☆	☆	☆	☆	☆	☆	☆	☆	☆	☆	☆	☆	☆	☆
1941—T207	107403	142303	142450	853369	915439	599662	131899	131044	☆	☆	☆	☆	☆	☆
1941—T211	107403	142303	142450	853369	915439	599662	131899	131044	919936	919937	919940	919941	919938	919939
1941—T215	107403	142303	142450	853369	915439	599662	131899	131044	919936	919937	919940	919941	919938	919939
1941—T112	☆	☆	☆	853369	☆	866217	☆	☆	☆	☆	☆	☆	☆	☆
1941—T118	☆	☆	☆	853369	☆	SEE NOTE 2	☆	☆	☆	☆	☆	☆	☆	☆
1942—T214	107403	142303	142450	923873	923874	☆	☆	☆	919936	919937	919940	919941	919938	919939
1943—T223		142303	☆	923873	☆	☆	☆	☆	919936	☆	919940	☆	919938	☆

NOTE 2

FUSE PACKAGE—For All Models

Blackout Driving Lamp Sealed Beam UNIT AND HOOD Assembly. 1—927864 Driving Lamp Models T-214—T-223

Use Retaining Ring Part No. 866217 T118 Up to Serial No. 81,334,245 Use Retaining Ring Part No. 932107 T118 After Serial No. 81,334,245

Ampere	Size	Part No.	Package No. (See Note)	Ampere	Size	Part No.	Package No. (See Note)
2	1/4 x 3/8	148086	830819	20	3/4 x 1 1/4	106653	830823
5	1/4 x 3/8	126049	830820	30	1/2 x 1 1/4	120114	830824
14	1/4 x 1 1/8	147685	830821	30	3/8 x 1 1/8	147686	830825
15	1/4 x 1 1/4	120151	830822				

☆ Not Used

NOTE: Each Package contains 100 Fuses (20 Boxes of 5 each).

GENERAL USE — STANDARDIZED PARTS — GROUP 23

PAGE 493

REFLECTOR AND ATTACHING PARTS—SUB-GROUP 2308

1940—T202 (EXPRESS AND PICK-UP)	1941—T215 (EXCEPT CLOSED CAB—NO BODY) (CONT'D)
2—599204 Side and Rear REFLECTOR 4—132259 Mounting SCREW—Side and Rear Reflector (Express only) 4—127976 Mounting SCREW—Side and Rear Reflector (Pick-Up only) 4—134551 NUT—Side and Rear Reflector Mounting Screw 4—120380 LOCKWASHER—Side and Rear Reflector Mounting Screw	1—915994 Mounting BRACKET—Right 1—915986 Mounting BRACKET—Left 4—132262 Mounting BOLT—Mounting Bracket 4—134551 NUT—Mounting Bracket Mounting Bolt 4—120380 LOCKWASHER—Mounting Bracket Mounting Bolt
1940—T203 (ALL MODELS) 2—597924 REFLECTOR Assembly—Front 4—599204 REFLECTOR Assembly—Rear 12—132259 Mounting SCREW—Reflector Assembly 12—134551 NUT—Reflector Mounting Screw 12—120380 LOCKWASHER—Reflector Mounting Screw	1941—T215 (TELEPHONE BODY) 4—921678 REFLECTOR Assembly 1—915994 Mounting BRACKET—Right (Reflector) 1—915986 Mounting BRACKET—Left (Reflector) 4—919600 SCREW—Reflector Mounting Bracket 4—121743 NUT—Reflector Mounting Bracket Screw 4—121744 LOCKWASHER—Reflector Mounting Bracket Screw 4—132259 SCREW—Rear Reflector Mounting 4—134551 NUT—Rear Reflector Mounting Screw 4—120380 LOCKWASHER—Rear Reflector Mounting Screw 4—919600 SCREW—Side Reflector Mounting Screw 4—121743 NUT—Side Reflector Mounting Screw 4—121744 LOCKWASHER—Side Reflector Mounting Screw
1941—T207 (RADIO—RECONNAISSANCE—CARRY-ALL—EXPRESS—PANEL) 4—599204 REFLECTOR Assembly—Side and Rear 4—132259 Mounting SCREW—Reflector Assembly 4—134551 NUT—Reflector Mounting Screw 4—120380 LOCKWASHER—Reflector Mounting Screw 4—149498 Mounting SCREW—Reflector Assembly 1—915994 Mounting BRACKET—Right 1—915986 Mounting BRACKET—Left 4—132262 Mounting BOLT—Mounting Bracket 4—134551 NUT—Mounting Bracket Mounting Bolt 4—120380 LOCKWASHER—Mounting Bracket Mounting Bolt	1941—T112 (CARRY-ALL—PANEL—PICK-UP) 4—921678 REFLECTOR Assembly 8—919600 Mounting SCREW—Reflector Assembly (Pick-Up) 8—121743 NUT—Reflector Assembly Mounting Screw (Pick-Up) 8—121744 LOCKWASHER—Reflector Mounting Screw (Pick-Up) 8—149498 Mounting SCREW—Reflector Assembly (Carry-all and Panel)
1941—T211 (EXCEPT CLOSED CAB—NO BODY) 4—918721 REFLECTOR Assembly—Side and Rear 4—919600 Mounting SCREW—Reflector Assembly 4—121743 NUT—Reflector Mounting Screw 4—121744 LOCKWASHER—Reflector Mounting Screw 4—149498 Mounting SCREW—Reflector Assembly 1—915994 Mounting BRACKET—Right 1—915986 Mounting BRACKET—Left 4—132262 Mounting BOLT—Mounting Bracket 4—134551 NUT—Mounting Bracket Mounting Bolt 4—120380 LOCKWASHER—Mounting Bracket Mounting Bolt	1942—T214 (EXCEPT AMBULANCE) 4—918721 REFLECTOR Assembly—Side and Rear (Red Marble Lens) 4—921678 REFLECTOR Assembly—Side and Rear (Red Plastic Lens) 8—149498 Mounting SCREW—Reflector Assembly (Carry-all) 8—919600 Mounting SCREW—Reflector Assembly (Pick-Up) 8—132259 Mounting SCREW—Reflector Assembly (Reconnaissance) 8—121743 NUT—Reflector Mounting Screw (Weapon Carrier) 8—121744 LOCKWASHER—Reflector Mounting Screw (Weapon Carrier)
1941—T215 (EXCEPT CLOSED CAB—NO BODY) 4—921678 REFLECTOR Assembly—Side and Rear 8—919600 Mounting SCREW—Reflector Assembly 8—121743 NUT—Reflector Mounting Screw 8—121744 LOCKWASHER—Reflector Mounting Screw	1943—T223 4—918721 REFLECTOR Assembly—Side and Rear (Red Marble Lens) 4—921678 REFLECTOR Assembly—Side and Rear (Red Plastic Lens) 8—919600 SCREW—Reflector Mounting 8—121743 NUT—Reflector Mounting Screw 8—121744 LOCKWASHER—Reflector Mounting Screw

GENERAL USE — STANDARDIZED PARTS — GROUP 23

BATTERY ASSEMBLY—SUB-GROUP 2309									
YEAR AND ENGINEERING SYMBOL	Body Styles	No. Required	Willard BATTERY Type No.	Charge	No. Plates	Battery TERMINAL			Battery Positive Terminal Anti-Corrosion WASHER
						Positive 12 Volt	Positive 6 Volt	Negative 8 and 12 Volt	
1940—T202	6-VOLT (ALL EXCEPT RADIO EQUIPPED)	1	S. W.-2-119	WET	15	SERVICED IN ASSEMBLY			687975
	12-VOLT (RADIO EQUIPPED)	1	W. H.-25-6	WET	25	599135	599121	599136	☆
1941—T203	6-VOLT (ALL MODELS)	1	S. W.-2-119	WET	15	SERVICED IN ASSEMBLY			687975
1941—T207	6-VOLT (ALL EXCEPT RADIO EQUIPPED)	1	S. W.-2-119	WET	15	SERVICED IN ASSEMBLY			687975
	12-VOLT (RADIO EQUIPPED)	1	W. H.-25-6	WET	25	599135	599121	599136	☆
1941—T211	6-VOLT (ALL EXCEPT RADIO EQUIPPED)	1	S. W.-2-119	WET	15	SERVICED IN ASSEMBLY			687975
	12-VOLT (RADIO EQUIPPED)	1	W. H.-25-6	WET	25	599135	599121	599136	☆
1941—T215	6-VOLT (ALL EXCEPT RADIO EQUIPPED)	1	S. W.-2-119	WET	15	SERVICED IN ASSEMBLY			687975
	12-VOLT (RADIO EQUIPPED)	1	W. H.-25-6	WET	25	599135	599121	599136	☆
	6-VOLT (MAIN BATTERY) (RADIO PANEL)	1	S. R.-5-153	DRY	19	SERVICED IN ASSEMBLY			☆
	6-VOLT (AUXILIARY BATTERY) (RADIO PANEL)	1	S. R.-5-153	DRY	19	SERVICED IN ASSEMBLY			☆
	6-VOLT (AUXILIARY BATTERY) (RADIO PANEL)	2	S. W.-2-119	WET	15	SERVICED IN ASSEMBLY			☆
1941—T112	6-VOLT (ALL MODELS)	1	S. W.-1-90	WET	13	SERVICED IN ASSEMBLY			687975
1941—T118	6-VOLT (UP TO SERIAL NO. 81334245) (ALL MODELS)	1	S. W.-2-119	WET	15	SERVICED IN ASSEMBLY			687975
	6-VOLT (AFTER SERIAL NO. 81334245) (ALL MODELS)	1	S. R.-2-105	DRY	15	SERVICED IN ASSEMBLY			687975
1942—T214	6-VOLT (ALL EXCEPT RADIO EQUIPPED)	1	S. W.-2-116	WET	15	SERVICED IN ASSEMBLY			☆
	6-VOLT (ALL EXCEPT RADIO EQUIPPED)	1	S. W.-2-119	WET	15	SERVICED IN ASSEMBLY			☆
	6-VOLT (ALL EXCEPT RADIO EQUIPPED)	1	S. R.-2-116	DRY	15	SERVICED IN ASSEMBLY			☆
	12-VOLT (RADIO EQUIPPED)	1	W. H.-25-6	WET	25	599135	☆	599136	☆
	12-VOLT (RADIO EQUIPPED)	1	R. H.-25-6	DRY	25	599135	☆	599136	☆
1943—T223	6-VOLT	1	S. W.-2-116	WET	15	☆	☆	☆	687975
	(ALL EXCEPT RADIO EQUIPPED)	1	S. R.-2-116	DRY	15	☆	☆	☆	687975

☆ Not Used

GENERAL USE—STANDARDIZED PARTS—GROUP 23

PAGE 495

TARPAULIN AND ATTACHING PARTS—SUB-GROUP 2310

1940—T202 (EXPRESS BODY)

- 3—598676 Roof Bow (Front Center—Rear)
- 3—126335 Bolt—To Ridge Pole Bracket
- 3—134551 Nut—To Ridge Pole Bracket Bolt
- 3—120380 Lockwasher—To Ridge Pole Bracket Bolt Nut
- 1—919137 Roof Ridge Pole
- 3—126662 Bolt (Ridge Pole to Bow)
- 3—142745 Nut (Ridge Pole to Bow Bolt)
- 3—120214 Lockwasher (Ridge Pole to Bow Bolt)
- 6—126335 Bolt (Ridge Pole to Bracket)
- 6—134551 Nut (Ridge Pole to Bracket Bolt)
- 6—120380 Lockwasher (Ridge Pole to Bracket Bolt)
- 1—889089 Roof Paulin (For Driver's Compartment)
- 15—141968 Socket (For Driver's Compartment)
- 15—141969 Plate (For Driver's Compartment)
- 15—121784 Fastener Stud (on Windshield)
- 15—121752 Lockwasher (To Windshield Fastener Stud)
- 1—950467 Roof Paulin Assembly (Closed Cab)
- 1—950469 Roof Paulin End Curtain Assembly (Closed Cab)
- 1—950468 Roof Paulin Assembly (Open Cab)
- 2—950469 Roof Paulin End Curtain
- 6—598719 Roof Paulin Roll-up Strap Assembly
- 6—126344 Bolt—Roof Paulin Roll-up Strap
- 6—134551 Nut—Roof Paulin Roll-up Strap Bolt
- 6—120392 Plainwasher—Roof Paulin Roll-up Strap Bolt
- 6—120387 Plainwasher—Roof Paulin Roll-up Strap Bolt
- 6—120380 Lockwasher—Roof Paulin Roll-up Strap Bolt

- 1—919100 Roof Paulin—Driver's Compartment
- 15—141968 Socket—Roof Paulin—Driver's Compartment
- 15—141969 Plate—Roof Paulin—Driver's Compartment
- 15—121784 Fastener Stud—Roof Paulin (on Windshield)
- 15—121752 Lockwasher—Roof Paulin to Windshield Fastener Stud
- 1—919851 Roof Paulin Assembly
- 2—919852 Roof Paulin End Curtain
- 6—598719 Roof Paulin Roll-up Strap Assembly
- 6—126344 Bolt—Roof Paulin Roll-up Strap
- 6—134551 Nut—Roof Paulin Roll-up Strap Bolt
- 6—120392 Plainwasher—Roof Paulin Roll-up Strap Bolt
- 6—120387 Plainwasher—Roof Paulin Roll-up Strap Bolt
- 6—120380 Lockwasher—Roof Paulin Roll-up Strap Bolt
- 2—909434 Front Seat Safety Strap
- 2—909432 Swivel Bracket—Front Seat Safety Strap
- 2—909433 Screw—Front Seat Safety Strap
- 2—138489 Lockwasher—Front Seat Safety Strap
- 2—903258 Eyebolt—Front Seat Safety Strap to Cowl
- 2—134566 Nut—Front Seat Safety Strap to Cowl Bolt
- 2—120382 Lockwasher—Front Seat Safety Strap to Cowl Bolt
- 1—919150 Roof Bow Rear Safety Strap
- 2—1990968 Eyebolt—Rear Safety Strap
- 2—143736 Nut—Rear Safety Strap Eyebolt
- 2—120394 Plainwasher—Rear Safety Strap Eyebolt
- 2—120382 Lockwasher—Rear Safety Strap Eyebolt

T203 (SEE BUDD BODY PARTS LIST GROUP 18)

T207 (EXPRESS BODY)

- 3—598676 Roof Bow—Front—Center—Rear
- 3—126335 Bolt—To Ridge Pole Bracket
- 3—134551 Nut—To Ridge Pole Bracket Bolt
- 3—120380 Lockwasher—To Ridge Pole Bracket Bolt
- 1—919137 Roof Ridge Pole
- 3—126662 Bolt—Ridge Pole to Bow
- 3—142745 Nut—Ridge Pole to Bow Bolt
- 3—120214 Lockwasher—Ridge Pole to Bow Bolt
- 6—126335 Bolt—Ridge Pole to Bracket
- 6—134551 Nut—Ridge Pole to Bracket Bolt
- 6—120380 Lockwasher—Ridge Pole to Bracket Bolt
- 1—909431 Roof Paulin—Driver's Compartment
- 15—141968 Socket—Roof Paulin—Driver's Compartment
- 15—141969 Plate—Roof Paulin—Driver's Compartment
- 15—121784 Fastener Stud (on Windshield)
- 15—121752 Lockwasher—To Windshield Fastener Stud
- 2—909434 Front Seat Safety Strap Assembly
- 2—909432 Swivel Bracket—Front Seat Safety Strap
- 2—909433 Screw—Front Seat Safety Strap
- 2—138489 Lockwasher—Front Seat Safety Strap
- 2—903258 Eye Bolt—Front Seat Safety Strap to Cowl
- 2—134566 Nut—Front Seat Safety Strap to Cowl Eyebolt
- 2—120382 Lockwasher—Front Seat Safety Strap to Cowl Eyebolt
- 1—950467 Roof Paulin Assembly (Closed Cab)
- 1—950468 Roof Paulin Assembly (Open Cab)
- 2—950469 Roof Paulin End Curtain
- 6—598719 Roof Paulin Roll-up Strap
- 6—126344 Bolt—Roof Paulin Roll-up Strap
- 6—134551 Nut—Roof Paulin Roll-up Strap Bolt
- 6—120392 Plainwasher—Roof Paulin Roll-up Strap Bolt
- 6—120387 Plainwasher—Roof Paulin Roll-up Strap Bolt
- 6—120380 Lockwasher—Roof Paulin Roll-up Strap Bolt

T215 (EXPRESS BODY)

- 2—920682 Roof Bow—Front—Center
- 1—920684 Roof Bow—Rear
- 3—126335 Bolt—To Ridge Pole Bracket
- 3—134551 Nut—To Ridge Pole Bracket Bolt
- 3—120380 Lockwasher—To Ridge Pole Bracket Bolt
- 1—919137 Roof Ridge Pole
- 3—126662 Bolt—Ridge Pole to Bow
- 3—142745 Nut—Ridge Pole to Bow Bolt
- 3—120214 Lockwasher—Ridge Pole to Bow Bolt
- 6—126335 Bolt—Ridge Pole to Bracket
- 6—134551 Nut—Ridge Pole to Bracket Bolt
- 6—120380 Lockwasher—Ridge Pole to Bracket Bolt
- 1—922806 Roof Paulin—Driver's Compartment
- 15—141968 Socket—Driver's Compartment
- 15—141969 Plate—Driver's Compartment
- 15—121784 Fastener Stud (on Windshield)
- 15—121752 Lockwasher—To Windshield Fastener Stud
- 1—922804 Roof Paulin (Express Bodies with Transverse Seats)
- 1—921976 Roof Paulin Assembly (Express Bodies Without Seats)
- 2—922805 Roof Paulin End Curtain (All Express Bodies)
- 6—598719 Roof Paulin Roll-up Strap Assembly
- 6—126344 Bolt—Roll-up Strap
- 6—134551 Nut—Roll-up Strap Bolt
- 6—120392 Plainwasher—Roll-up Strap Bolt
- 6—120387 Plainwasher—Roll-up Strap Bolt
- 6—120380 Lockwasher—Roll-up Strap Bolt
- 2—919012 Front Seat Safety Strap
- 2—909432 Swivel Bracket—Front Seat Safety Strap
- 2—909433 Screw—Front Seat Safety Strap Swivel Bracket
- 2—138489 Lockwasher—Front Seat Safety Strap Swivel Bracket Screw
- 2—903258 Eyebolt—Front Seat Safety Strap to Cowl
- 2—134566 Nut—Front Seat Safety Strap Eyebolt
- 2—120382 Lockwasher—Front Seat Safety Strap Eyebolt
- 1—919150 Roof Bow Rear Safety Strap (Up to Serial No. 81514231)
- 1—922801 Roof Bow Rear Safety Strap (After Serial No. 81514231)
- 1—990968 Eyebolt—Rear Safety Strap
- 2—143736 Nut—Rear Safety Strap Eyebolt
- 2—120394 Plainwasher—Rear Safety Strap Eyebolt
- 2—120382 Lockwasher—Rear Safety Strap Eyebolt

T211 (EXPRESS BODY)

- 3—919134—Roof Bow—Front—Center—Rear
- 3—126335 Bolt—To Ridge Pole Bracket
- 3—134551 Nut—Ridge Pole Bracket Bolt
- 3—120380 Lockwasher—To Ridge Pole Bracket Bolt
- 1—919137 Roof Ridge Pole
- 3—126662 Bolt—Roof Ridge Pole to Bow
- 3—142745 Nut—Roof Ridge Pole to Bow Bolt
- 3—120214 Lockwasher—Roof Ridge Pole to Bow Bolt
- 6—126335—Roof Ridge Pole to Bracket
- 6—134551 Nut—Roof Ridge Pole to Bracket Bolt
- 6—120380 Lockwasher—Roof Ridge Pole to Bracket Bolt

T112 (EXPRESS BODY)

- 2—920681 Roof Bow—Front—Rear
- 1—920683 Roof Bow—Center
- 3—126335 Bolt—To Ridge Pole Bracket
- 3—134551 Nut—To Ridge Pole Bracket Bolt
- 3—120380 Lockwasher—To Ridge Pole Bracket Bolt
- 1—919137 Roof Ridge Pole
- 3—126662 Bolt—Ridge Pole to Bow
- 3—142745 Nut—Ridge Pole to Bow Bolt
- 3—120214 Lockwasher—Ridge Pole to Bow Bolt

• CURRENT NUMBER—FOR PREVIOUS NUMBER, SEE PARTS SUPERSEDEANCE LIST.

SNL G-657

GENERAL USE—STANDARDIZED PARTS—GROUP 23

TARPAULIN AND ATTACHING PARTS—SUB-GROUP 2310

T112 (EXPRESS BODY)—CONT'D

- 6—126335 Bolt—Ridge Pole to Bracket
- 6—134551 Nut—Ridge Pole to Bracket Bolt
- 6—120380 Lockwasher—Ridge Pole to Bracket Bolt
- 1—921762 Roof Paulin
- 2—921763 End Curtain—Roof Paulin
- 6—598719 Roll-up Strap—Roof Paulin
- 6—126344 Bolt—Roll-up Strap
- 6—134551 Nut—Roll-up Strap Bolt
- 12—120392 Plainwasher—Roll-up Strap Bolt
- 6—120380 Lockwasher—Roll-up Strap Bolt

T214 (GUN MOTOR CARRIAGE AND WEAPON CARRIER)

T223 (PERSONNEL AND CARGO)

- 2—991580 Seat Safety Strap Assembly
- 2—909432 Bracket (Swivel) (Safety Strap)
- 2—903258 Eyebolt (on Cowl) (Safety Strap)
- 2—134566 Nut (Eyebolt)
- 2—178551 Lockwasher
- 2—909433 Screw (Swivel) (Safety Strap)
- 2—138489 Lockwasher (Swivel Screw) (Safety Strap)

T214 (WEAPON CARRIER ONLY)

- 1—990931 Roof Bow—Front
 - 1—990932 Roof Bow—Center
 - 1—990933 Roof Bow—Rear
 - 3—126335 Bolt (Ridge Pole Bracket)
 - 3—134551 Nut (Ridge Pole Bracket Bolt)
 - 3—120380 Lockwasher (Ridge Pole Bracket Bolt)
 - 1—990940 Roof Ridge Pole
 - 3—126662 Bolt (Ridge Pole to Bow)
 - 3—142745 Nut (Ridge Pole to Bow Bolt)
 - 3—120214 Lockwasher (Ridge Pole to Bow Bolt)
 - 6—126335 Bolt (Ridge Pole to Bracket)
 - 6—134551 Nut (Ridge Pole to Bracket Bolt)
 - 6—120380 Lockwasher (Ridge Pole to Bracket Bolt)
 - 18—155438 Screw (Roof Bow Corner to Bow)
 - 2—991003 Clip (Roof Center Bow to Lazy Back)
 - 2—126380 Bolt (Roof Center Bow to Lazy Back Clip)
 - 2—134556 Nut (Roof Center Bow to Lazy Back Clip Bolt)
 - 2—120214 Lockwasher (Roof Center Bow to Lazy Back Clip Bolt)
 - 1—991535 Roof Paulin (Driver's Compartment)
 - 12—107417 Eyelet (Roof Paulin Fastener)
 - 12—116267 Washer (Roof Paulin Fastener Eyelet)
 - 1—991533 Roof Paulin
 - 2—105502 Fastener (Cap) (Roof Paulin)
 - 2—141991 Fastener (Eyelet) (Roof Paulin)
 - 12—107417—Fastener (Eyelet) (Roof Paulin)
 - 2—105507 Fastener (Button) (Roof Paulin)
 - 12—116267 Washer (Eyelet) (Roof Paulin)
 - 2—991534 End Curtain (Roof Paulin)
 - 12—114857 Fastener (End Curtain)
 - 12—114858 Washer (End Curtain Fastener)
 - 6—116267 Washer (End Curtain Fastener)
 - 6—116268 Eyelet (End Curtain Fastener)
 - 1—991712 Roof Bow Rear Safety Strap
 - 2—990968 Roof Bow Rear Safety Strap Eyebolt (on Roof Bow)
 - 2—120377 Roof Bow Rear Safety Strap Eyebolt Nut
 - 4—120394 Roof Bow Rear Safety Strap Eyebolt Plainwasher
 - 2—143736 Roof Bow Rear Safety Strap Eye Bolt T Nut
- NOTE: Roof Paulin Roll-up Strap serviced in Paulin Assembly.

T214 (RECONNAISSANCE AND RADIO)

- 1—966559 Side Front Curtain Assembly—Right
- 1—966560 Side Front Curtain Assembly—Left
- 14—105502 Cap Fastener
- 2—121784 Fastener
- 10—105507 Button Fastener to Stud
- 10—118140 Fastener Rivet
- 2—120622 Fastener Nut
- 2—114748 Fastener Washer
- 2—141991—Eyelet Fastener
- 1—966529 Side Front Curtain Hinge—on Cowl—Female—Right
- 1—966530 Side Front Curtain Hinge—on Cowl—Female—Left
- 1—991781 Retainer—Right
- 1—991782 Retainer—Left
- 4—125591 Screw—Retainer to Hinge

T214 (RECONNAISSANCE AND RADIO) (CONT'D)

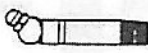



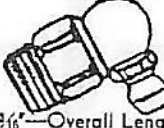
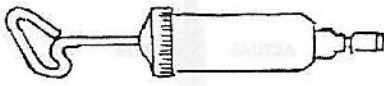


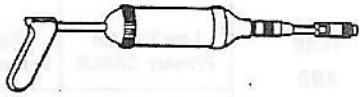



- 1—966561 Side Rear Curtain Assembly—Right
- 1—966562 Side Rear Curtain Assembly—Left
- 8—106447 Fastener—To Socket Plate
- 6—114748 Washer—To Stud Fastener
- 10—105502 Fastener—Button
- 8—106446 Fastener (Socket)
- 1—991314 Side Rear Curtain Hinge—On Side Panel—Right
- 1—966636 Side Rear Curtain Hinge—On Side Panel—Left
- 4—966418 Side Curtain Latch Assembly (or Handle)
- 4—966420 Latch Spring
- 4—966421 Cover (Latch Spring)
- 4—131516 Nut—Handle
- 4—120380 Lockwasher—Handle Nut
- 4—120394 Plainwasher—Handle Nut
- 1—991794 Folding Top Assembly
- 1—991795 Frame Assembly
- 2—966543 Screw—Frame to Windshield
- 2—124925 Nut—Frame to Windshield Screw
- 2—966406 Nut—No. 2 Bow Stud
- 1—966774 Tacking Strip—Windshield Header
- 11—966682 Screw—Tacking Strip
- 4—966423 Screw—Side Rail Center Hinge
- 6—120394 Spacer—Side Rail
- 1—991796 Folding Top Deck
- 27—106446 Fastener (Socket)
- 27—106447 Fastener (Socket Plate)
- 2—190574 Grommet
- 2—107333 Fastener (Washer)
- 1—966520 Windshield Weatherseal Assembly
- 2—966592 Top Binding End—Right
- 2—966593 Top Binding End—Left
- 4—169248 Screw—Top Binding End
- 1—966595 Top Rear Window Glass Frame—Inner
- 1—966597 Top Rear Window Glass Frame—Outer
- 16—134167 Screw (Rear Window Glass Frame)
- 2—966509 Top Strap Assembly—Rear Bow to Shelf
- 2—966508 Top Strap Assembly—Upper Stay
- 1—966507 Top Strap Assembly—Hold-Down
- 2—134289 Screw—Hold-Down Strap
- 2—120361 Nut—Hold-Down Strap Screw
- 2—120217 Lockwasher—Hold Down Strap Screw
- 1—142199 Loop—Hold-Down Strap
- 24—494861 Stud—Folding Top Webbing Reinforcement
- 2—991328 Screw—Top Bow to Body
- 2—131674—Nut—Top Bow to Body Screw
- 2—120214 Lockwasher—Top Bow to Body Screw
- 2—120387 Plainwasher—Top Bow to Body Screw
- 2—966510 Seat Safety Strap—Front
- 2—966511 Seat Safety Strap—Rear
- 4—966778 Seat Safety Strap Screw (Swivel)

T223 (PERSONNEL AND CARGO)

- 2—990931 Roof Bow—Nos. 1 and 3
 - 2—990932 Roof Bow—Nos. 2 and 4
 - 1—990933 Roof Bow—Rear
 - 1—930840 Roof Ridge Pole
 - 5—126662 Bolt (Ridge Pole to Bow)
 - 5—142745 Nut (Ridge Pole to Bow Bolt)
 - 5—120214 Lockwasher (Ridge Pole to Bow Bolt)
 - 2—991534 End Curtain (Roof Paulin)
 - 12—931172 Fastener (End Curtain)
 - 12—931173 Plate (End Curtain Fastener)
 - 6—931170 Eyelet (End Curtain)
 - 6—931171 Washer (End Curtain Eyelet)
 - 10—126335 Bolt (Ridge Pole to Bracket Bolt)
 - 10—134551—Nut (Ridge Pole to Bracket Bolt)
 - 10—120380 Lockwasher (Ridge Pole to Bracket Bolt)
 - 18—155438 Screw (Roof Center Bow to Lazy Back)
 - 1—930863 Roof Paulin
 - 4—105502 Fastener (Cap) (Roof Paulin)
 - 12—141991 Fastener (Eyelet) (Roof Paulin)
 - 4—105507 Fastener (Button) (Roof Paulin)
 - 1—991712 Roof Bow Rear Safety Strap
 - 2—990968 Roof Bow Rear Safety Strap Eye Bolt (on Roof Bow)
 - 4—120394 Roof Bow Rear Safety Strap Eye Bolt Plainwasher
 - 2—143736 Roof Bow Rear Safety Strap Eye Bolt T-Nut
 - 4—991003 Clip (Roof Center Bow to Lazy Back)
 - 4—126380 Bolt (Roof Center Bow to Back Clip)
 - 4—134556 Nut (Roof Center Bow to Lazy Back Clip Bolt)
 - 4—120214 Lockwasher (Roof Center Bow to Lazy Back Clip Bolt)
- NOTE: Roof Paulin Roll-up Strap Serviced in Paulin Assembly.

GENERAL USE — STANDARDIZED PARTS — GROUP 23

GREASE FITTINGS—SUB-GROUP 2311

Part No.	Size	Part No.	Size	Part No.	Size
	NIPPLE—GREASE (30°) 		NIPPLE—GREASE (85°) 		CUP—GREASE 
145434	1"—Overall Length	145436 109354	$\frac{23}{64}$ "—Overall Length $\frac{23}{32}$ "—Overall Length	105036	$\frac{3}{8}$ "
	NIPPLE—GREASE (45°) 		NIPPLE—GREASE (90°) 		OIL GUN—ZERK (3-OZ.) 
110309	$\frac{7}{8}$ "—Overall Length	109357	$1\frac{13}{16}$ "—Overall Length	144497	$8\frac{3}{8}$ " Long (Plunger in)
	NIPPLE—GREASE (67½°) 		NIPPLE—GREASE (STRAIGHT) (INCLUDES CAP) 		GREASE GUN—ZERK (9-OZ.) 
145435 109365	$\frac{23}{64}$ "—Overall Length $1\frac{3}{16}$ "—Overall Length	110347	$\frac{1}{4}$ "—28 x $\frac{1}{2}$ "—Cadmium	111573	$13\frac{3}{4}$ " Long (Plunger in)
	NIPPLE—GREASE (PLAIN) 		OIL CUP—HINGE LID DRIVE 		ADAPTER—PUSH TYPE (GREASE GUN) 
109352 145433	$\frac{3}{8}$ " x $\frac{3}{4}$ " $\frac{3}{8}$ " x $\frac{23}{64}$ "	113702	$\frac{1}{4}$ " x $\frac{1}{16}$ "—Steel	111301	2"—Overall Length

UPHOLSTERING MATERIAL—SUB-GROUP 2312

<p>1940—T202 (CARRY-ALL) 912482 Roof Deck Material (Optional with 912483) 912483 Roof Deck Material (Optional with 912482)</p> <p>1940—T202 (PICK-UP AND EXPRESS) 889071 Imitation Leather (Olive Drab)</p>	<p>1941—T215 (CARRY ALL) 909235 Roof Deck Material 922798 Duck Material (Olive Drab)</p> <p>1941—T215 (PANEL) 909235 Roof Deck Material 889071 Imitation Leather (Olive Drab) 922798 Duck Material (Olive Drab)</p>
<p>1941—T203 (ALL EXCEPT AMBULANCE) 889071 Imitation Leather (Olive Drab)</p>	<p>1941—T112 (EXPRESS AND CARRY ALL) 902800 Imitation Leather (Brown Tutone Morocco) 58194 Binding ($\frac{3}{8}$" Black)</p> <p>1941—T112 (PANEL) 902800 Imitation Leather (Brown Tutone Morocco) 58194 Binding ($\frac{3}{8}$" Black) 909235 Roof Deck Material</p>
<p>1941—T207 (PICK-UP EXPRESS) 889071 Imitation Leather (Olive Drab) 922798 Duck Material (Olive Drab)</p> <p>1941—T207 (CARRY-ALL) 909235 Roof Deck Material 889071 Imitation Leather (Olive Drab)</p> <p>1941—T207 (PANEL) 909235 Roof Deck Material 922798 Duck Material (Olive Drab)</p>	<p>1941—T118 (ALL BODY STYLES) 902800 Imitation Leather (Brown Tutone Morocco)</p>
<p>1941—T211 (PICK-UP AND EXPRESS) 889071 Imitation Leather (Olive Drab) 922798 Duck Material (Olive Drab)</p> <p>1941—T211 (CARRY ALL) 909235 Roof Deck Material 889071 Imitation Leather (Olive Drab)</p> <p>1941—T211 (PANEL) 909235 Roof Deck Material 889071 Imitation Leather (Olive Drab) 922798 Duck Material (Olive Drab)</p>	<p>1942—T214 (CARRY ALL) 909235 Roof Deck Material 966752 Imitation Leather (Olive Drab) 966552 Genuine Leather (Lackawanna Luxor) (Brown) 922798 Duck Material (Olive Drab)</p> <p>1942—T214 (RECONNAISSANCE AND RADIO) 966752 Imitation Leather (Olive Drab) 966552 Genuine Leather (Lackawanna Luxor) (Brown) 922798 Duck Material (Olive Drab) 991760 Top Material (Olive Drab) 966506 Binding ($\frac{3}{8}$" Wireon)</p>
<p>1941—T215 (PICK-UP AND EXPRESS) 922798 Duck Material (Olive Drab) 889071 Imitation Leather (Olive Drab)</p>	<p>1942—T214 (GUN MOTOR CARRIAGE AND WEAPON CARRIER) 922798 Duck Material (Olive Drab)</p>






NOTE: For Models Not Listed Order by Description; Order in Quantity Required.

SPECIFICATIONS AND/OR APPLICATIONS SUBJECT TO CHANGE WITHOUT NOTICE

SNL G-657

GENERAL USE — STANDARDIZED PARTS — GROUP 23

CABLE AND WIRE—SUB-GROUP 2313

 ACTUAL SIZE No. 16 Gauge—Black	 ACTUAL SIZE No. 16 Gauge—Neoprene—Black	 ACTUAL SIZE No. 10 Gauge—Black
 ACTUAL SIZE No. 16 Gauge—Blue	 ACTUAL SIZE No. 12 Gauge—Red	 ACTUAL SIZE No. 14 Gauge—Green

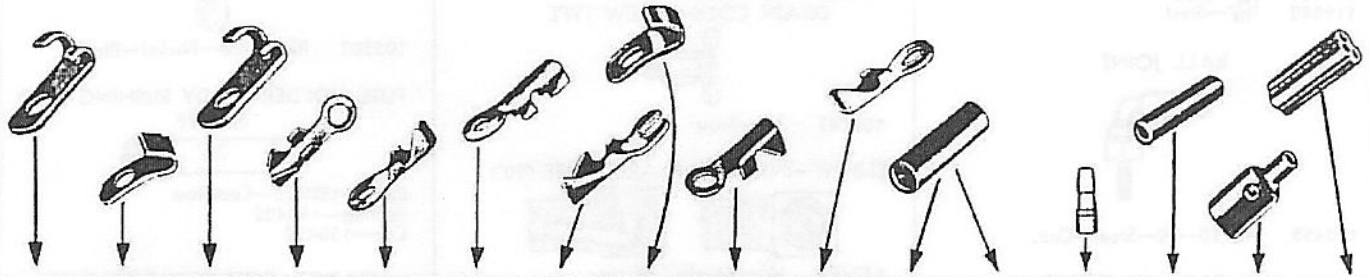
YEAR AND ENGINEERING SYMBOL	Low Tension Primary CABLE		High Tension Secondary CABLE		Truck Wiring CABLE (Specify Length)					Truck Wiring CABLE (100 Ft. Roll)				
	Except Radio		Except Radio		No. 10 Black	No. 12 Red	No. 14 Green	No. 16 Blue	No. 16 Horn Button Cable	No. 10 Black	No. 12 Red	No. 14 Green	No. 16 Blue	No. 16 Horn Button Cable
	Specify Length	100 Ft. Roll	Specify Length	100 Ft. Roll	Specify Length	Specify Length	Specify Length	Specify Length	Specify Length	100 Ft. Roll	100 Ft. Roll	100 Ft. Roll	100 Ft. Roll	100 Ft. Roll
1940—T202	211318	830810	201848	830809	665140	385571	385573	211318	665156	830814	830813	830812	830810	830811
1941—T203	211318	830810	201848	830809	665140	385571	385573	211318	665156	830814	830813	830812	830810	830811
1941—T207	211318	830810	201848	830809	665140	385571	385573	211318	665156	830814	830813	830812	830810	830811
1941—T211	211318	830810	201848	830809	665140	385571	385573	211318	665156	830814	830813	830812	830810	830811
1941—T215	211318	830810	201848	830809	665140	385571	385573	211318	665156	830814	830813	830812	830810	830811
1941—T112	211318	830810	201848	830809	665140	385571	385573	211318	665156	830814	830813	830812	830810	830811
1941—T118	211318	830810	201848	830809	665140	385571	385573	211318	665156	830814	830813	830812	830810	830811
1942—T214	211318	830810	201848	830809	665140	385571	385573	211318	665156	830814	830813	830812	830810	830811
1943—T223	211318	830810	201848	830809	665140	385571	385573	211318	665156	830814	830813	830812	830810	830811

100 Feet of Part No. 201848—Part No. 830809
 100 Feet of Part No. 211318—Part No. 830810
 100 Feet of Part No. 665156—Part No. 830811
 100 Feet of Part No. 385573—Part No. 830812
 100 Feet of Part No. 385571—Part No. 830813
 100 Feet of Part No. 665140—Part No. 830814

GENERAL USE - STANDARDIZED PARTS - GROUP 23

CABLE AND WIRE - SUB-GROUP 2313

USM-TERM-1



Truck Wiring TERMINAL							Truck Wiring TERMINAL			Truck Wiring Terminal SLEEVE		Truck Wiring Terminal PLUG	Truck Wiring Cable CONNECTORS		
1/16" Hole End (Right Angle)	1/8" Hole End (Right Angle)	3/16" Hole End (Heavy)	1/4" Hole End (Mitre Type)	3/8" Hole End (Mitre Type)	1/2" Hole End (2-Wire Type)	3/8" Spade End	1/8" Hole End	1/4" Hole End	3/8" Hole End	For Single Wire	For Two Wires		Single	"Y" Type	Triple
Use As Req'd	Use As Req'd	Use As Req'd	Use As Req'd	Use As Req'd	Use As Req'd	Use As Req'd	Use As Req'd	Use As Req'd	Use As Req'd	Use As Req'd	Use As Req'd	Use As Req'd	Use As Req'd	Use As Req'd	Use As Req'd
611828	☆	☆	114041	☆	☆	114034	642183	300907	114038	50228	50229	665151	611898	689867	657560
611828	☆	☆	150670	☆	114052	☆	642183	300907	114038	50228	50229	665151	611898	☆	657560
611828	859913	576224	150670	599124	114052	114034	☆	300907	114038	50228	50229	665151	☆	☆	☆
611828	☆	576224	150670	599124	114052	114034	☆	300907	114038	50228	50229	665151	☆	☆	☆
611828	859913	576224	150670	599124	114052	114034	☆	300907	114038	50228	50229	665151	☆	☆	☆
611828	859913	☆	114041	☆	114052	114034	642183	300907	114038	50228	50229	665151	611898	689867	657560
611828	859913	☆	114041	☆	114052	114034	642183	300907	114038	50228	50229	665151	611898	689867	657560
611828	859913	576224	150670	599124	114052	114034	642183	300907	114038	50228	50229	665151	611898	689867	657560
611828	859913	576224	150670	599124	114052	114034	642183	300907	114038	50228	50229	665151	611898	689867	657560









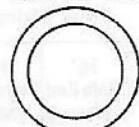




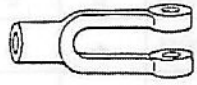


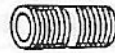

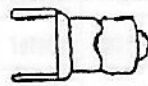




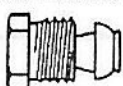

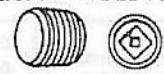

☆ Not Used

SPARK PLUGS PARTS - SUB-GROUP 2314

1-150720 Wiring Term. 1-150822 Wiring Term. T223 only	6-691674 Spark Plug Assembly—All Models except T214 and T223 6-926101 Spark Plug Assembly—T214 and T223 6-667031 Spark Plug Terminal Nut—All Models 6-150189 Spark Plug Gasket—All Models 6-610427 Spark Plug Radio Interference Suppressor—All Models except T203-T112-T118
---	--

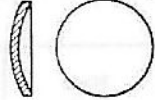

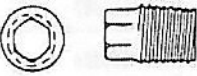
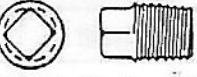




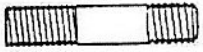
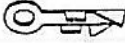
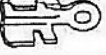



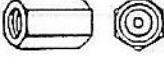
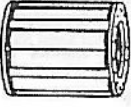

GENERAL USE - STANDARDIZED PARTS - GROUP 23

MISCELLANEOUS PARTS AND ACCESSORIES - SUB-GROUP 2315

Part No.	Size	Part No.	Size	Part No.	Size
	BALL 		TEE-PIPE 		FASTENER-CURTAIN (MACHINE SCREW BASE-SINGLE) 
104919	5/16" - Steel	190153	1/16" - 24 x 1 3/8" - Cadmium	121784	No. 8-32 - Chromium
104920	3/8" - Steel	120281	3/8" - Brass - Plain		RIVET-CURTAIN FASTENER RING 
104921	7/16" - Steel		DRAIN COCK-SCREW TYPE 	105507	Ring Rivet - Nickel - Black
119282	1 1/2" - Steel		103647 1/4" - Brass		FUSE HOLDER-BODY BUSHING AND SLEEVE 
	BALL JOINT 		ELBOW-INVERTED FLARED TUBE (90°) 		Body - 150428 - Cadmium Bushing - 150422 Cap - 150429
116425	No. 10-32 - Steel - Cad.	137420	3/16" - 24 - 1 3/16" - Brass		GASKET-ROUND CLOSED TYPE 
	CAP-FASTENER EYELET 	137421	1/4" - 24 - 7/16" - Brass	105456	3/8" I. D. - 1 1/8" O. D. - Copper Asbestos
112457	3/64" x 3/16" - Black Lacquer	189992	3/16" - 20 x 1" - Brass		GASKET-ANNULAR 
105502	3/64" x 3/16" - Black Lacquer	143343	3/16" - 20 - 1" - Brass	150189	1.359" I. D. - 1 1/8" O. D.
	CLAMP-HOSE 	137422	3/16" - 20 - 1 3/16" - Brass		GROMMET 
111605	3/8"	191399	3/16" - 18 x 1 1/4" - Brass	117957	1 1/4" I. D. - 3/8" O. D. - Rubber
	CLEVIS-ADJUSTABLE ROD END 	137425	3/2" - 18 - 1 3/8" - Brass	190574	3/8" I. D. - 1 1/8" O. D. - Brass N. P.
104038	3/8" - 24 x 2 1/4"		ELBOW-PIPE (90°) 	117972	3/16" I. D. - 1" O. D. - Rubber
116536	3/8" - 24 x 2 3/8"	105413	1/4" - Malleable Iron	118833	1 1/4" I. D. - 1 3/8" O. D. - Rubber
117825	3/16" - 20 x 2 1/8"		STREET ELBOW 		NIPPLE-PIPE 
	CLIP-CLOSED TYPE 	120145	3/8" (90°) Brass	144593	1/4" x 1 3/8" - Wrought Iron
120520	3/16" - Steel - Cadmium		FASTENER-CURTAIN 		PLUG-BUTTON 
	CONNECTION-INVERTED FLARED TUBE 	114857	1/2" Head Length - Nickel - Black	142138	1 1/4" Hole Diameter - Brass
137406	3/16" - 20 - Brass		PLATE-CURTAIN FASTENER 		LOOP-FOOTMAN 
145477	3/16" - 18 - Steel	141969	1 1/16" x 1 3/16" - Chromium	142199	1 1/4" Center to Center - Steel
	NUT AND SLEEVE ASSY. (DOLE TYPE) 		EYELET-CURTAIN FASTENER 		PLUG-COUNTERSUNK HEADLESS SQUARE HOLE PIPE 
119335	3/16" - Brass	141991	1 3/16" - Chromium	113185	3/8" - 18 x 3/16" - Cast Iron
			FASTENER-DOUBLE BUTTON 	103875	3/4" - 14 x 3/8" - Cast Iron
		105515	3/64" x 3/64" - Nickel Plated - Black		

GENERAL USE — STANDARDIZED PARTS — GROUP 23

MISCELLANEOUS PARTS AND ACCESSORIES—SUB-GROUP 2315—(CONTINUED)

Part No.	Size	Part No.	Size	Part No.	Size
PLUG—EXPANSION					
					
117612	1 1/16" Dia.—Steel				
103893	3/8" Dia.—Steel				
117920	1 1/4" Dia.—Steel				
106517	1 1/8" Dia.—Steel				
117921	1 3/16" Dia.—Steel				
117923	1 3/8" Dia.—Steel				
117924	1 5/8" Dia.—Steel				
PLUG—HEADLESS PIPE (SLOTTED)					
					
103883	1 3/8" — 27 x 1 1/16" — Steel				
113935	1 1/4" — 18 x 1 1/2" — Brass				
PLUG—HEXAGON HEAD PIPE					
					
127951	1 1/4" — 18 — Brass				
127950	1 3/8" — 27 — Brass				
PLUG—SQUARE HEAD PIPE					
					
143932	1 1/4" — 27 — Cast Iron — Cad.				
113175	1 3/8" — 27 — Brass — Plain				
103865	1 3/8" — 27 — Cast Iron — Plain				
143933	1 1/4" — 18 — Cast Iron — Cad.				
112578	1 1/4" — 18 — Brass — Plain				
103867	3/8" — 18 — Cast Iron — Plain				
103868	1 1/2" — 14 — Cast Iron — Plain				
BUSHING—PIPE REDUCING					
					
119930	1 1/4" to 3/8" — Malleable Iron				
119932	3/8" to 1/8" — Malleable Iron				
SLEEVE					
					
114631	3/16" — Brass				
SOCKET—CARPET AND CURTAIN FASTENER					
					
106446	1 1/16" x 3/16" — Nickel — Black				
106447	3/16" x 3/16" — Nickel — Black				
141968	3/16" x 3/16" — Nickel — Black				
SPRING					
					
150421	3/8" — Steel — Plain				
STUD					
					
147716	1/4" — 20 (3/16") x 1" x 1/4" — 28 (1/16") Steel — Cad.				
103150	1/4" — 20 (3/16") x 3/8" x 1/4" — 28 (1/16") Steel — Plain				
103171	3/16" — 18 (1/2") x 1" x 3/16" — 24 (3/16") Steel — Plain				
103173	3/16" — 18 (1/2") x 1 1/4" x 3/16" — 24 (3/16") Steel — Plain				
103182	3/16" — 18 (1/2") x 3 1/4" x 3/16" — 24 (3/16") Steel — Plain				
103183	3/16" — 18 (1/2") x 3 1/2" x 3/16" — 24 (3/16") Steel — Plain				
103193	3/8" — 16 (3/16") x 1 3/8" x 3/8" — 24 (3/16") Steel — Plain				
149510	3/8" — 16 (3/16") x 1 3/8" x 3/8" — 24 (3/16") Steel — Cadmium				
113237	3/8" — 16 (3/16") x 1 3/8" x 3/8" — 24 (3/16") Steel — Cad.				
103195	3/8" — 16 (3/16") x 1 1/16" x 3/8" — 24 (3/16") Steel — Plain				
103196	3/8" — 16 (3/16") x 1 9/16" x 3/8" — 24 (3/16") Steel — Plain				
114987	3/8" — 16 (3/16") x 1 11/16" x 3/8" — 24 (3/16") Steel — Plain				
103199	3/8" — 16 (3/16") x 2 3/16" x 3/8" — 24 (3/16") Steel — Plain				
103200	3/8" — 16 (3/16") x 2 9/16" x 3/8" — 24 (3/16") Steel — Plain				
103203	3/8" — 16 (3/16") x 3 3/16" x 3/8" — 24 (3/16") Steel — Plain				
111674	3/8" — 16 (3/16") x 5 13/16" x 3/8" — 24 (3/16") Steel — Plain				
103217	7/16" — 14 (1 1/16") x 1 11/16" x 7/16" — 20 (3/4") Steel — Plain				
103218	7/16" — 14 (1 1/16") x 1 13/16" x 7/16" — 20 (3/4") Steel — Plain				
TERMINAL—MITRE TYPE CABLE					
					
114037	.175" Hole Size — 7/16" Socket				
114038	.200" Hole Size — 7/16" Socket				
150822	.220" Hole Size — 1/4" Socket				
150720	.325" Hole Size — 1/4" Socket				
150670	.406" Hole Size — 7/16" Socket				
114041	.406" Hole Size — 7/16" Socket				
TERMINAL—TWO WIRE TYPE (WITHOUT BRIDGE)					
					
114052	195" Hole Size — 1 3/16" Socket				
TERMINAL—HEAVY END TYPE					
					
114062	1 3/16" Hole Size — 1 3/16" Socket				
TERMINAL—STUD TYPE					
					
114021	1 3/16" Hole Size				
TERMINAL—MITRE TYPE SPADE					
					
114034	3/8" — Spade End — 1 3/16" Long				
UNION—INVERTED FLARED TUBE					
					
137413	1/4" — Brass				
137414	3/16" — Steel — Cad.				
190152	1/4" — 24 x 3/8" — Steel				
PILOT BEARING—HYATT ROLLER (SOLID TYPE)					
					
141852	10 Rollers — 1.3125" Dia.				
BULB					
					
115273	6-8 Volt — Single — 1 C. P. — No. 51				
125588	6-8 Volt — Single — 1 1/2 C. P. — No. 55				
142303	6-8 Volt — Single — 3 C. P. — No. 63				
142304	6-8 Volt — Single — 15 C. P. — No. 87				
107403	6-8 Volt — Single — 32 C. P. — No. 1323				
142449	6-8 Volt — Double — 21-3 C. P. — No. 1158				
145416	6-8 Volt — Double — 21-3 C. P. — No. 1154				
178273	6-8 Volt — Double — 50-21 C. P. — No. 2520				
131282	12 Volt — Single — 1 C. P. — No. 53				
127934	12 Volt — Single — 1.5 C. P. — No. 57				
142450	12 Volt — Single — 3 C. P. — No. 67				
142454	12 Volt — Single — 15 C. P. — No. 93				
173029	12 Volt — Double — 21-6 C. P. — No. 1176				
125984	12 Volt — Double — 32-21 C. P. — No. 2326				
188028	12 Volt — Double				

GENERAL USE - STANDARDIZED PARTS - GROUP 23

BRAKE SHOE AND HAND BRAKE LINING AND RIVETS—SUB-GROUP 2317

YEAR AND ENGINEERING SYMBOL	BRAKE SHOE LINING				Brake Shoe Lining RIVET	Hand Brake LINING	Hand Brake Lining RIVET
	FRONT WHEEL		REAR WHEEL				
	Front Half	Rear Half	Front Half	Rear Half			
	2 Req'd	2 Req'd	2 Req'd	2 Req'd			
1940—T202	857536	857537	857536	857537	76390	566987	114518
1940—T203	598503	598503	574241	574241	114518	566987	114518
1941—T207	857536	857537	857536	857537	76390	566987	114518
1941—T211	919210	919211	571278	571278	76390	566987	114518
1941—T215	919210	919211	571278	571278	76390	566987	114518
1941—T112	857534	857534	857534	857535	76390	396389	#
1941—T118 <small>Up to Serial No. 81334245</small>	571367	597699	574241	574241	114518	566987	114518
1941—T118 <small>After Serial No. 81334245</small>	571278	571278	574241	574241	114518	566987	114518
1942—T124	571278	571278	571278	571278	114518	566987	114518
1943—T223	571278	571278	4 Req'd 571278	4 Req'd 571278	114518	566987	114518

#Specify for T112 Hand Brake Lining RIVET (Split) Part No. 113194—12 Req'd.
Also Specify for T112 Hand Brake Lining RIVET (Tubular) Part No. 118140—4 Req'd.

Note: 114518 (Brass Rivet) is Used Optional With
923969 (Steel Rivet).